



Kirn

Green thinking made
black and white

orangebox

Product Description

Despite its 125-year pedigree, the office task chair still presents designers with challenges. The key challenge today is how to realise a comfortable chair with a refreshing and engaging design, which also meets demanding upcoming international standards.

Contemporary task chairs can be either simple or complex, and in Kirn's case we opted for beautiful simplicity. We had four reasons for doing so:

1. To be environmentally smart

Orangebox wants to work within our planetary boundaries, rather than ignore them. We are committed to advancing our product development and manufacture towards the standards required by the Circular Economy, and also to designing out as much waste and pollution as we can from the manufacturing process.

Virgin plastics consume resources heavily at every stage of their manufacture, from the extraction of crude oil to the refining and industrial process required to transform this into a hard material. Manufacturing task chairs from virgin plastic therefore involves excessive emissions of CO₂, contributing to the acceleration of climate change.

Kirn, however, is manufactured in **Econamid®**, a next generation range of plastics made entirely from long-term and extensively resourced recycled fibre. As a result, Kirn's manufacture produces 97% fewer CO₂ emissions than that of a task chair made from virgin plastic. But it's not just Econamid® that makes Kirn environmentally smart: Kirn is designed to use as few materials and resources as possible, and uses recycled materials wherever feasible.

Kirn is also **generationally smarter**. The design and manufacture of each new Orangebox task chair is a four-year cycle, building on the most successful elements of its predecessors, and at the same time exploiting developments and innovations in manufacturing and material science. Kirn follows in the footsteps of G64, Joy, Ara, Do and Eva in redefining what a great task chair should be. It is an exemplifier of progressive 'light-touch' environmentally smart manufacturing.

Kirn is inherently resilient, manufactured with the requirements of both **service** and **end-of-life** in mind. Its materials are all high quality and its major elements can all be quickly and simply replaced or upgraded, giving your chair a long, hassle-free working life. When it does eventually reach the end of its first life, Kirn's simple construction and low part count helps facilitate part separation, recycling or remanufacturing. Large parts carry material identifier marks, and the materials selected and the fact that it's been designed for disassembly means 98% of the chair can be recycled. Even its five-star-base has been designed to require no additional metal inserts!

2. To be comfortable and easy to use

With shared-use seating increasingly the norm in collaborative workspaces, Orangebox is committed to creating a chair that every user will find both intuitive to operate and super comfortable to sit in.

Kirn's soft-touch suspension mesh has been developed to provide an excellent balance of comfort and support. The open mesh provides enhanced heat dissipation, while the soft-touch fibres deliver subtle, hardwearing support. The seat and back frames have been carefully shaped to work with the

mesh, providing the widest range of user support, including great upper back support, a well-defined lumbar profile and an effective waterfall on the front of the seat. Controls are coloured to make them easy to identify, and carefully shaped and located so they're intuitive to operate.

For those who require a more personalised set-up, Kirn can be specified with an air-cell lumbar option that delivers 80mm of height and 20mm of depth adjustment. The fixed volume air cell uses air displacement to maintain optimum support and constant lumbar contact as the user moves in the chair.

Kirn can also be specified with a multi-adjustable arm, which delivers 100mm of vertical height adjustment with a double articulating pad, allowing an even greater range of width and positional control for the user. The whole pad can be rotated 180 degrees out of the way when not in use, or when elbow rather than forearm support is required. We've also made it quick and simple to swap between arm options.

3. To innovate with a new mechanism

In creating our first fully mesh chair, we have re-engineered the seat mechanism to exploit the transparency of mesh, while realising a new manufacturing and performance finesse in its architecture.

Kirn's personality is expressed most clearly in its visual and material lightness. This is the result of replacing the usual bulky below-seat mechanism with two lightweight, fully weight balancing springs integrated into the framework of the chair. It's a solution that both delivers a great sitting experience and makes the Kirn extremely simple to set-up and use. And, by connecting the seat, back and arms in an expressive, more streamlined and structurally refined way, it also allows material and volume to be stripped from the chair.

4. To allow an extended seat height range

The health benefits of becoming more agile and adopting multiple sitting positions in the workplace are becoming better understood, and as a result sit-stand desking is becoming increasingly common. While seating manufacturers have traditionally assumed that everyone will be sitting at a 740mm high desk, Kirn offers a range of 740 to 950. So, thanks to Kirn, workers can not only adjust their desk to their preferred height, they can also set their chair to suit their specific body shape.



Top - KIRN-HBA, Bottom - KIRN - HBAU



Product Range

KIRN-HBA
Task armchair



H1050 [H41]
W720 [W28]
D640 [D25]
SD415-485 [SD16-19]
SH415-585 [SD16-23]

KIRN-HBAH
Task armchair with headrest



H1230 [H48]
W720 [W28]
D640 [D25]
SD415-485 [SD16-19]
SH415-585 [SD16-23]

KIRN-HBCA
Counter height armchair



H1290 [H51]
W720 [W28]
D640 [D25]
SD415-485 [SD16-19]
SH695-945 [SD27-37]

KIRN - HBAU
Task armchair



H1050 [H41]
W720 [W28]
D640 [D25]
SD415-485 [SD16-19]
SH415-585 [SD16-23]

KIRN-HBHAU
Task armchair with headrest



H1230 [H48]
W720 [W28]
D640 [D25]
SD415-485 [SD16-19]
SH415-585 [SD16-23]

KIRN - HBCAU
Counter height armchair



H1290 [H51]
W720 [W28]
D640 [D25]
SD415-485 [SD16-19]
SH695-945 [SD27-37]



Top – KIRN - HBAU, **Bottom** – KIRN-HBA



Product Specification

Standard Product Description

Castors: 65mm Hard Black Castor as standard.

Plastic Trim Colour: Black or White options available.

Control Colour: Grey (RAL 7043) or Yellow (RAL 1016) options available.

Mesh Colour: Charcoal or Smoke options available. Composition 84% Polyester, 15% Polyamid, 1% Elastane. (passes BS EN 1335-1 & BS EN ISO 9241).

Trim: Available in Textured Black or Textured White.

Base: Available in Textured Black.

Mechanism: Mechanism. Synchronous weight balancing movement with up to 20° recline.

Gas Lift: Black Gas lift only, except on counter height chairs when it is brushed Chrome only, fitted with footring. 170 mm travel.

Mesh Seat: Injection Moulded 30% Glass filled Nylon in Grey or White. Integrated seat height & depth controls. 70mm seat depth adjustment. (HBA, HBAH, HBCA)

Upholstered Seat: Available as standard. (HBAU, HBAHU, HBCAU)

Arms: 2D Arm, 30% Glass filled Nylon injection moulded arms Textured Black or Textured White. Soft-Touch TPU armpads available in Black Only. 100mm height adjustment & rotating armpads.

Back Frame: Injection moulded 30% Glass filled Nylon in Black or White.

Headrest: Available in Black or White to match Back Frame. The Mesh is also matched to the Back Frame.

Optional Upcharges

Castors: 65mm Soft Black Castors and 65mm Soft Black Break Unloaded available as an upcharge.

Glides: 50mm diameter glide available as an upcharge.

Mechanism: Travel Limiter (2 position travel limiter & back lock in the upright position).

Base: Textured White available as an upcharge.

Arms: Multi-adjustable arm available as an upcharge.

Lumbar: Adjustable Lumbar Support. Height 80mm & Depth 20mm with adjustable with air lumbar pad. Colour matched to Back Frame.

Product Certification

Intertek Sustainability Clean Air Product Certification

Clean Air certification provides proof that products have been independently tested and found to conform to VOC standards and to the ANSI/ BIFMA Furniture Emissions Standards. All Orangebox products* have achieved Gold certification, excluding laminate products which achieve a Silver certification.

*With the exception of Fielding Tables.

BS EN 1335-1: 2020

Office furniture. Office work chair. Dimensions. Determination of dimensions.

BS EN 1335-2: 2018

Office furniture. Office work chair. Safety requirements.

BS EN ISO 9241-5: 1999

Ergonomic requirements for office work with visual display terminals (VDTs). Workstation layout and postural requirements.

BS 5459-2: 2000

Specification for performance requirements and tests for office furniture.

Conforming to BSEN1335 part 1 type 'B' dimensional requirements for office chairs, confirms that Kirn with its adjustment capability is suitable for 5th to 95th percentile adult working populations in work settings where computer interaction is predominant be it in the office or domestic home office. In addition, with contemporary agile work scenarios and the weight balancing mechanism feature, the Kirn chair is particularly suitable for multi user shared applications and a variety of collaborative or focussed style work settings.

With castor 'tyre' options for hard or carpeted floors or where extra friction is required for lab work for example, choose from the options which best suit your needs.

In terms of working heights, the Kirn has a uniquely high range of adjustment with the default gas lift that forms the spindle of the chair but other options are available depending on the user and/or if bench or counter height working is required. Choose from the options which best suit the situation and please note that although the lifts are retrofittable, authorised personnel only should perform this operation.

Operating Instructions



Seat Height

When sat in the chair, pull the right hand control lever out and either press your weight down or slightly lift up from the seat to adjust the height. Release the control lever to lock the seat at the desired height.

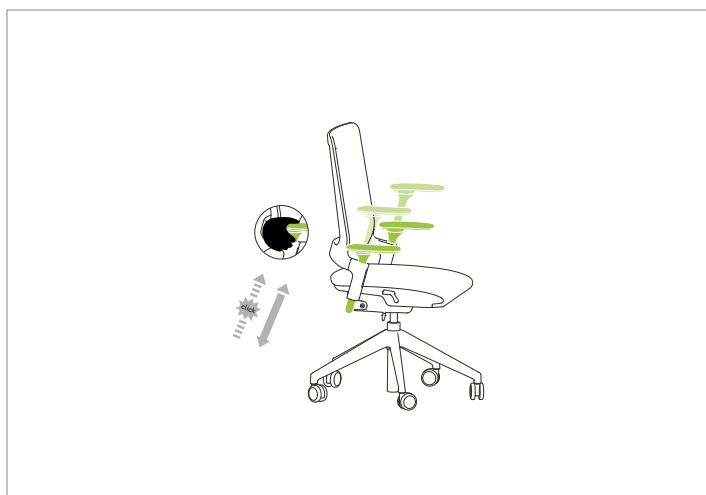
To help keep your pelvis upright and your spine aligned in a natural 'S' shape, thigh to torso angle should be 90° or slightly more.



Seat Depth

When sat in the chair, pull the left hand control lever up and slide the seat forwards or backwards into the desired position. Release the control to lock the seat at the required depth.


To ensure adequate thigh support without obstructing leg movement, up to three fingers gap should be left between the front of the seat and the back of your knees.



Armrest Height

To adjust the armrests, take hold of the plastic stem and lift upwards: the armrest will incrementally 'click' through seven positions until it reaches the top. Lifting further will allow it to travel freely to the base position once again.

To avoid strain in the back of the neck and upper limbs, the armrests should touch your forearms when your shoulders and elbows are relaxed at your side.




2D Armpad Rotation

The armpads can be rotated inwards 30° and then can be set back to straight: simply rotate the armpad to the desired position. They are never fully locked, they are free to rotate inward and back to straight.

This feature allows you to draw the armrests in to reflect the natural inward angle of your forearms when typing.

Operating Instructions



Multi-adjustable Armpad Rotation (Optional)

The armpads can be rotated inwards 30° or fully outwards until they are out of the way: simply locate the control under the front of the armpad and pull it forward, while at the same time rotating the armpad to the desired position. For safety, the armpads will automatically lock when returned to the forward position. The upper part of the arm pad can rotate an additional 30° (around the front pivot point) to provide additional width adjustment.


This feature allows you to draw the armrests in to reflect the natural inward angle of your forearms when typing, or alternatively to park the armrests out of the way if space at the workstation is restrictive.



Travel Limiter (Optional)

When sat in the chair, rotate the plastic control paddle on the left-hand side forward to lock the chair in the upright position. Push the control paddle backwards through two 'click' positions to adjust the chair's recline movement to one of two limited angles.

Keeping the chair unlocked most of the time will allow you to make full use of the chair movement, improving blood circulation.



Adjustable Lumbar (Optional)

Reach around the back of the chair and grip the lumbar strap: slide up or down to adjust the height.

Rotate the central dial to fine-tune the depth.

To help maintain the natural 'S' shape of the spine, the lumbar pad should support the small of your back.

Product Finishes

Back Frame



Black



White

Seat



Grey (RAL 7043)



White

Mesh



Charcoal



Smoke

Plastic Trim



Textured Black



Textured White

Base



Textured Black



Textured White

Controls



Grey (RAL 7043)



Yellow (RAL 1016)