




**SOCIAL  
SPACES™**

designer furniture

# SOCIAL SPACES



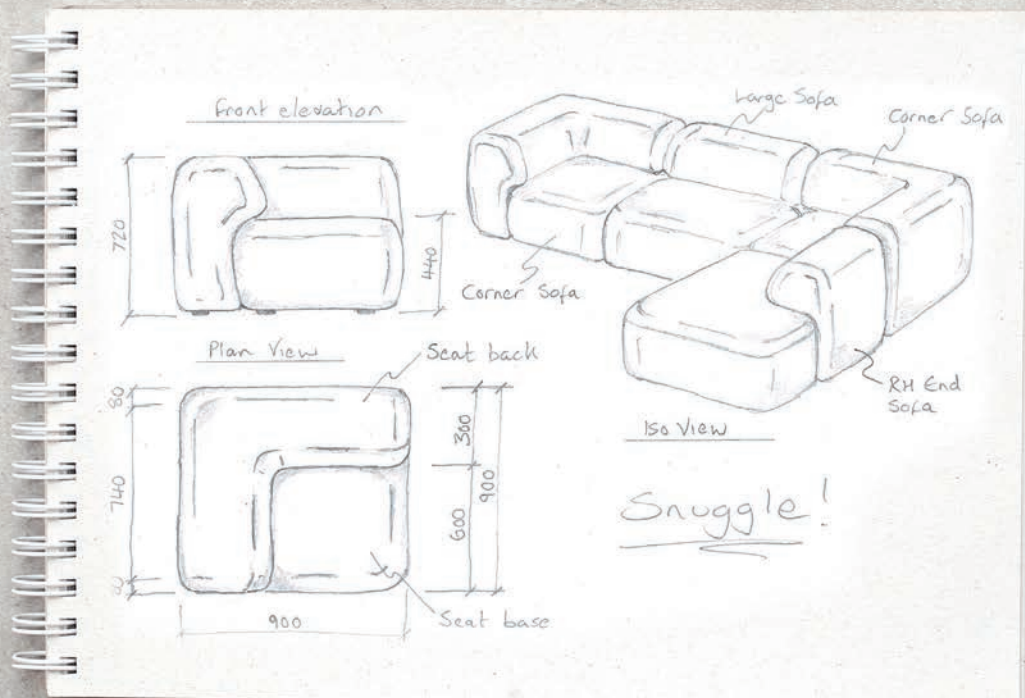
# CONTENT

2	Intro
8	Soft Seating
88	Acoustic Solutions
132	Storage Solutions
150	Agile Working
160	Worktables & Benches
188	Meeting Spaces
218	Workstations
238	Seating
280	Project Support

# BRITISH DESIGN & MANUFACTURING

Social Spaces products are designed and manufactured in the UK. Every piece of furniture in our Social Spaces range is made to order, with skilled precision and rigorous attention to detail. Our key industry knowledge and experience drives the highest levels of product quality, using the latest technology and high-grade materials that minimise any environmental impact and comply with UK and European quality standards.

Modern office environments call for stylish design in every aspect of their specification and our Social Spaces product portfolio is more diversified than ever, with unique product offerings that offer all the good looks and aesthetic choices to satisfy the latest trends and the most enduring designs. Transform the office environment into a modern, multi-functional workspace where people can meet, relax or dine in comfort.





Our in-house product design team have a passion for office furniture, creating original, individual pieces and ranges to enhance any workplace. We design and make intelligent products that are manufactured to meet real needs of the office furniture industry. We're committed to bringing our clients unique product offerings that are sought after for their compelling design, superior quality, and exceptional value.




# WORK SPACES



The wellbeing of employees in the workplace is becoming more vital, and office furniture can play a huge part in helping to keep people happy and healthy when they're working. The most productive employees are those who feel at home when they're in the workplace. Companies that don't provide workers with the types of spaces they need to manage the demands of work will find this can have a negative impact on employee wellbeing.

The workplace has always been more than just a place to work. The most effective and modern office spaces are characterised by division into different zones that support employees as they perform particular tasks. An office should be adjusted to employees, not the other way round. A good solution to each of these problems is the right office space arrangement combined with the right choice of functional furniture solutions.



Multi-functional work spaces are all about large areas and open spaces that provide plenty of room for movement and versatile seating arrangements. In the long-term, multi-functional spaces will be the reason why people enjoy coming into the office. These are the spaces where people can work according to their own needs and preferences and interact with the people around them to feel part of a community.

1

**Working spaces**



2

**Private spaces**



3

**Concentrating spaces**



4

**Waiting spaces**



5

**Creative spaces**



6

**Meeting spaces**



7

**Social spaces**



8

**Dining spaces**



# SERVICE & SUPPORT





The look of your workplace can play a very important role in the success of the company. Having an aesthetically pleasing office can help with both attracting customers and retaining top talent. You need to consider furniture that can match the aesthetic you are trying to achieve. Consideration for the finishes and fabrics used in your furniture will make it easier to match the look and feel of your office.

Our in-house team of space planners and design experts can analyse your room, suggest the perfect furniture solutions for your space, and make recommendations on which fabrics will work the best for your business, with mood boards and photo-realistic static visuals. Additionally, we will also evaluate your current and future office needs. Our goal is to create an interior that improves the office workflow, improves efficiency and amenities for your workplace, and looks good, too.

We can retro-fit your existing products, re-design your spaces, and help you re-imagine your new normal. Whatever that looks like, we will work with you to make sure your employees feel welcome, inspired, and are comfortable in their place of work. Contact our team today to find out more!

# SOFT SEATING

“Fully co-ordinated look,  
perfect for social spaces.”





- 10 Trinity
- 22 Tilly
- 28 Alban
- 34 Encore<sup>2</sup>
- 46 Lyric
- 52 Snuggle
- 58 Nera
- 64 Addison
- 70 Figaro
- 76 Juna
- 80 Jude
- 84 Joss

# TRINITY

Trinity soft seating provides a place for different groups to meet and for individuals to step out of their routines, with generously proportioned seats offering a clean aesthetic, and integrated power built into the fully upholstered frame that defines the collection.







## TR-OT1

Trinity single ottoman sofa

WIDTH 1000 • DEPTH 700 • HEIGHT 450

### FABRIC BANDS

A	B	C	D	E	F
N/A	£1000	£1100	£1200	£1350	£1450



## TR-OT2

Trinity double ottoman sofa

WIDTH 1600 • DEPTH 700 • HEIGHT 450

### FABRIC BANDS

A	B	C	D	E	F
N/A	£1400	£1500	£1600	£1750	£1800



## TR-LB1

Trinity low back single sofa

WIDTH 1000 • DEPTH 700 • HEIGHT 870

### FABRIC BANDS

	A	B	C	D	E	F	
No arms	-NA	N/A	£1300	£1400	£1600	£1750	£1900
With arms	-WA	N/A	£1550	£1650	£1850	£2000	£2150



## TR-LB2

TRINITY LOW BACK DOUBLE SOFA

WIDTH 1600 • DEPTH 700 • HEIGHT 870

### FABRIC BANDS

	A	B	C	D	E	F	
No arms	-NA	N/A	£1650	£1800	£2000	£2200	£2450
With arms	-WA	N/A	£1900	£2050	£2250	£2450	£2700

### EXTRAS



## PIP-1-K

Pip power modules

RRP £400



## TR-HB1

Trinity high back single sofa

WIDTH 1060 • DEPTH 730 • HEIGHT 1400

### FABRIC BANDS

	A	B	C	D	E	F	
No arms	-NA	N/A	£2150	£2300	£2500	£2700	£2950
With arms	-WA	N/A	£2400	£2550	£2750	£2950	£3200



## TR-HB2

Trinity high back double sofa

WIDTH 1660 • DEPTH 730 • HEIGHT 1400

### FABRIC BANDS

	A	B	C	D	E	F	
No arms	-NA	N/A	£2700	£2900	£3100	£3300	£3700
With arms	-WA	N/A	£2850	£3050	£3250	£3450	£3850

Power not included as standard





## TRM-OT1

Trinity single ottoman mobile sofa

WIDTH 1000 • DEPTH 700 • HEIGHT 450

### FABRIC BANDS

A	B	C	D	E	F
N/A	£1250	£1350	£1450	£1600	£1750



## TRM-OT2

Trinity double ottoman mobile sofa

WIDTH 1600 • DEPTH 700 • HEIGHT 450

### FABRIC BANDS

A	B	C	D	E	F
N/A	£1650	£1750	£1850	£2000	£2150



## TRM-LB1-NA

Trinity low back single mobile sofa

WIDTH 1000 • DEPTH 700 • HEIGHT 870

### FABRIC BANDS

A	B	C	D	E	F
N/A	£1550	£1650	£1850	£2000	£2150



## TRM-LB2-NA

Trinity low back double mobile sofa

WIDTH 1600 • DEPTH 700 • HEIGHT 870

### FABRIC BANDS

A	B	C	D	E	F
N/A	£1900	£2050	£2250	£2450	£2700



## TRM-HB1-NA

Trinity high back single mobile sofa

WIDTH 1060 • DEPTH 730 • HEIGHT 1400

### FABRIC BANDS

A	B	C	D	E	F
N/A	£2400	£2550	£2750	£2950	£3200



## TRM-HB2-NA

Trinity high back double mobile sofa


WIDTH 1660 • DEPTH 730 • HEIGHT 1400

### FABRIC BANDS

A	B	C	D	E	F
N/A	£2850	£3050	£3250	£3450	£3850



# TRINITY writing tablet



## TABLET FINISHES

### STOCKED



**-KO**

KENDAL OAK



**-OG**

ONYX GREY



**-WH**

WHITE

## TR-HB1-WT

Trinity high back solo work pod sofa with Pixel Arc power and writing tablet

WIDTH **1060** • DEPTH **730** • HEIGHT **1400**

### FABRIC BANDS

A	B	C	D	E	F
N/A	£3750	£3850	£4000	£4200	£4300



## TR-TBL-SQ

Trinity square coffee table

WIDTH **700** • DEPTH **700** • HEIGHT **400**

STOCKED  
£200

MTO  
£350



## TR-TBL-RC

Trinity rectangular coffee table

WIDTH **1400** • DEPTH **700** • HEIGHT **400**

STOCKED  
£300

MTO  
£525



# TRINITY modular seating



## TR-HB1-RW-NA

Trinity high back single right hand modular sofa with no arms

WIDTH 1030 • DEPTH 730 • HEIGHT 1400

### FABRIC BANDS

A	B	C	D	E	F
N/A	£1900	£2000	£2200	£2400	£2700



## TR-HB1-LU

Trinity high back single central modular sofa with link units

WIDTH 1000 • DEPTH 730 • HEIGHT 1400

### FABRIC BANDS

A	B	C	D	E	F
N/A	£1700	£1800	£2000	£2200	£2400



## TR-HB1-LW-NA

Trinity high back single left hand modular sofa with no arms

WIDTH 1030 • DEPTH 730 • HEIGHT 1400

### FABRIC BANDS

A	B	C	D	E	F
N/A	£1900	£2000	£2200	£2400	£2700

## EXTRAS



### PIP-1-K

Pip power modules  
RRP £400



## TR-HB1-RW-WA

Trinity high back single right hand modular sofa with arms

WIDTH 1030 • DEPTH 730 • HEIGHT 1400

### FABRIC BANDS

A	B	C	D	E	F
N/A	£2000	£2100	£2200	£2300	£2600



## TR-HB2-LU

Trinity high back double central modular sofa with link units

WIDTH 1600 • DEPTH 730 • HEIGHT 1400

### FABRIC BANDS

A	B	C	D	E	F
N/A	£2200	£2350	£2550	£2750	£2950



## TR-HB1-LW-WA

Trinity high back single left hand modular sofa with arms

WIDTH 1030 • DEPTH 730 • HEIGHT 1400

### FABRIC BANDS

A	B	C	D	E	F
N/A	£2000	£2100	£2200	£2300	£2600

Power not included as standard



# TRINITY booths

## TABLE TOP FINISHES STOCKED



**-KO**  
KENDAL OAK



**-OG**  
ONYX GREY



**-WH**  
WHITE



### TR-B2P-NA

Trinity 2 person meeting booth with no arms

WIDTH **2300** • DEPTH **1060** • HEIGHT **1400**

#### FABRIC BANDS

A	B	C	D	E	F
N/A	£4500	£4800	£5400	£6000	£7000



### TR-B2P-WA

Trinity 2 person meeting booth with arms

WIDTH **2300** • DEPTH **1060** • HEIGHT **1400**

#### FABRIC BANDS


A	B	C	D	E	F
N/A	£5000	£5300	£5900	£6500	£7500

## EXTRAS



### HBL-3-WH

Hubble power  
RRP £306



### TR-B4P-NA

Trinity 4 person meeting booth with no arms

WIDTH **2300** • DEPTH **1660** • HEIGHT **1400**

#### FABRIC BANDS

A	B	C	D	E	F
N/A	£5500	£5800	£6500	£7100	£8200



### TR-B4P-WA

Trinity 4 person meeting booth with arms

WIDTH **2300** • DEPTH **1660** • HEIGHT **1400**

#### FABRIC BANDS

A	B	C	D	E	F
N/A	£6000	£6300	£7000	£7600	£8700

For made to order laminate table tops add £150 to RRP





## TILLY

Tilly is a family of components that can easily be crafted together to create formal or informal settings that support today's working environments. The comfortable seat and separate backrest are incorporated in high sides that can play the role of screens.



# TILLY low & high back sofas



## TY-LBS1

Low back single seater sofa

WIDTH 1100 • DEPTH 700 • HEIGHT 900

### FABRIC BANDS

A	B	C	D	E	F
N/A	£2100	£2200	£2300	£2500	£2700



## TY-LBS2

Low back two seater sofa

WIDTH 1700 • DEPTH 700 • HEIGHT 900

### FABRIC BANDS

A	B	C	D	E	F
N/A	£2700	£2800	£2900	£3100	£3300

## EXTRAS



### PH-1-K

Phase power module  
RRP £400



## TY-HBS1

High back single seater sofa

WIDTH 1100 • DEPTH 700 • HEIGHT 1250

### FABRIC BANDS

A	B	C	D	E	F
N/A	£2600	£2700	£2800	£3000	£3200



## TY-HBS2

High back two seater sofa

WIDTH 1700 • DEPTH 700 • HEIGHT 1250

### FABRIC BANDS

A	B	C	D	E	F
N/A	£3300	£3400	£3500	£3700	£3900





## TY-B2L

Low back two person meeting booth

WIDTH 2250 • DEPTH 1100 • HEIGHT 900

### FABRIC BANDS

A	B	C	D	E	F
N/A	£4500	£4600	£4800	£5000	£5400



## TY-B4L

Low back four person meeting booth

WIDTH 2250 • DEPTH 1700 • HEIGHT 900

### FABRIC BANDS

A	B	C	D	E	F
N/A	£5600	£5700	£5900	£6100	£6500

## EXTRAS



### HBL-3-WH

Hubble power module  
£306



### TV-BRACKET

TV bracket  
£53



## TY-B2H

High back two person meeting booth

WIDTH 2250 • DEPTH 1100 • HEIGHT 1250

### FABRIC BANDS

A	B	C	D	E	F
N/A	£5600	£5700	£5900	£6100	£6500



## TY-B4H

High back four person meeting booth

WIDTH 2250 • DEPTH 1700 • HEIGHT 1250

### FABRIC BANDS

A	B	C	D	E	F
N/A	£6700	£6800	£7000	£7200	£7700







# ALBAN

Add style, colour and interest to any office space with the Alban soft seating range, designed to provide the perfect solution to small and large breakout and reception areas. With so many seating designs and fabrics available, Alban will bring a touch of modernism to any office.

# ALBAN low & high back sofas



## ALBAN03-LOW

Low back three seater sofa

WIDTH 2050 • DEPTH 800 • HEIGHT 730

### FABRIC BANDS

A	B	C	D	E	F
£1600	£1700	£1800	£2000	£2200	£2400



## ALBAN01-LOW

Low back single seater sofa

WIDTH 985 • DEPTH 800 • HEIGHT 730

### FABRIC BANDS

A	B	C	D	E	F
£1000	£1100	£1200	£1300	£1500	£1700



## ALBAN02-LOW

Low back two seater sofa

WIDTH 1700 • DEPTH 800 • HEIGHT 730

### FABRIC BANDS

A	B	C	D	E	F
£1300	£1400	£1500	£1700	£1900	£2100



## ALBAN03-HIGH

High back three seater sofa

WIDTH 2050 • DEPTH 800 • HEIGHT 1250

### FABRIC BANDS

A	B	C	D	E	F
£2300	£2400	£2500	£2700	£2900	£3100



## ALBAN01-HIGH

High back single seater sofa

WIDTH 985 • DEPTH 800 • HEIGHT 1250

### FABRIC BANDS

A	B	C	D	E	F
£1600	£1700	£1800	£2000	£2200	£2400



## ALBAN02-HIGH

High back two seater sofa

WIDTH 1700 • DEPTH 800 • HEIGHT 1250

### FABRIC BANDS

A	B	C	D	E	F
£1900	£2000	£2100	£2300	£2500	£2700

## EXTRAS



### PH-1-K

Phase power module  
RRP £400

Power not included as standard



# ALBAN meeting booths



## ALB06

Six person meeting booth

WIDTH 2400 • DEPTH 2050 • HEIGHT 1250

### FABRIC BANDS

A	B	C	D	E	F
£5500	£5600	£5700	£5900	£6100	£7000



## PTN-1T-K

Proton power module

£330

## EXTRAS



## TV-BRACKET

TV bracket

£53



## ALB02

Two person meeting booth

WIDTH 2400 • DEPTH 985 • HEIGHT 1250

### FABRIC BANDS

A	B	C	D	E	F
£4000	£4100	£4200	£4400	£4600	£5100



## ALB04

Four person meeting booth

WIDTH 2400 • DEPTH 1700 • HEIGHT 1250

### FABRIC BANDS

A	B	C	D	E	F
£5000	£5100	£5200	£5400	£5600	£6500





# ENCORE<sup>2</sup>

Encore<sup>2</sup> is a distinctively elegant soft seating solution that is high in quality and unique in design. The clean, modern lines of the seating, available with high and low backs, give Encore<sup>2</sup> a contemporary look that will suit many open plan offices.

# ENCORE<sup>2</sup> low & high back sofas

## EXTRAS



### PH-1-K

Phase power module  
RRP £400



## ENC03L

Low back three seater sofa

WIDTH 1990 • DEPTH 730 • HEIGHT 920

### FABRIC BANDS

	A	B	C	D	E	F
Metal leg -MF	£1900	£2000	£2100	£2300	£2500	£2700
Wood leg -WF	£2200	£2300	£2400	£2600	£2800	£3000

## ENC-TAB01

Square coffee table

WIDTH 600 • DEPTH 600 • HEIGHT 310

### WOOD FINISH

	KENDAL OAK	WHITE	MTO
-MF	£179	£179	£310
-WF	N/A	N/A	£671



## ENC01L

Low back single seater sofa

WIDTH 790 • DEPTH 730 • HEIGHT 920

### FABRIC BANDS

	A	B	C	D	E	F
Metal leg -MF	£1300	£1400	£1500	£1600	£1700	£1900
Wood leg -WF	£1600	£1700	£1800	£1900	£2000	£2200



## ENC02L

Low back two seater sofa

WIDTH 1390 • DEPTH 730 • HEIGHT 920

### FABRIC BANDS

	A	B	C	D	E	F
-MF	£1600	£1700	£1800	£1900	£2000	£2200
-WF	£1900	£2000	£2100	£2200	£2300	£2500



## ENC03H

High back three seater sofa

WIDTH 1990 • DEPTH 730 • HEIGHT 1270

### FABRIC BANDS

	A	B	C	D	E	F
Metal leg -MF	£2100	£2200	£2300	£2500	£2700	£3100
Wood leg -WF	£2400	£2500	£2600	£2800	£3000	£3400

## ENC-TAB02

Rectangular coffee table

WIDTH 1000 • DEPTH 600 • HEIGHT 310

### WOOD FINISH

	KENDAL OAK	WHITE	MTO
-MF	£205	£205	£361
-WF	N/A	N/A	£722



## ENC01H

High back single seater sofa

WIDTH 790 • DEPTH 730 • HEIGHT 1270

### FABRIC BANDS

	A	B	C	D	E	F
Metal leg -MF	£1500	£1600	£1700	£1900	£2100	£2300
Wood leg -WF	£1800	£1900	£2000	£2200	£2400	£2600



## ENC02H

High back two seater sofa

WIDTH 1390 • DEPTH 730 • HEIGHT 1270

### FABRIC BANDS

	A	B	C	D	E	F
-MF	£1800	£1900	£2000	£2200	£2400	£2700
-WF	£2100	£2200	£2300	£2500	£2700	£3000

Add -MF after code for black Metal Frame or -WF after code for Wooden Frame. Power not included as standard



# ENCORE<sup>2</sup> meeting booths

TABLE TOP FINISHES  
STOCKED



-KO  
KENDAL OAK



-WH  
WHITE



## ENC-POD06

Six person meeting booth with arms

WIDTH 2250 • DEPTH 1990 • HEIGHT 1270

### FABRIC BANDS

	A	B	C	D	E	F
Metal leg -MF	£4750	£4850	£5150	£5450	£5750	£6800
Wood leg -WF	£5250	£5350	£5650	£5950	£6250	£7300



## PTN-1T-K

Proton power module  
£330

EXTRAS



## TV-BRACKET

TV bracket  
£53



## ENC-POD02

Two person meeting booth with arms

WIDTH 2250 • DEPTH 790 • HEIGHT 1270

### FABRIC BANDS

	A	B	C	D	E	F
Metal leg -MF	£3500	£3600	£3800	£4000	£4300	£5100
Wood leg -WF	£4000	£4100	£4300	£4500	£4800	£5600



## ENC-POD04

Four person meeting booth with arms

WIDTH 2250 • DEPTH 1390 • HEIGHT 1270

### FABRIC BANDS

	A	B	C	D	E	F
-MF	£4000	£4100	£4300	£4600	£4900	£6000
-WF	£4500	£4600	£4800	£5100	£5400	£6500

Add -MF after code for black Metal Frame or -WF after code for Wooden Frame. Power not included as standard



# ENCORE<sup>2</sup> meeting booths



TABLE TOP FINISHES  
STOCKED



## ENCOP-POD06

Six person meeting booth without arms

WIDTH 2250 • DEPTH 1895 • HEIGHT 1270

### FABRIC BANDS

	A	B	C	D	E	F
Metal leg <b>-MF</b>	£4400	£4500	£4700	£5000	£5300	£6300
Wood leg <b>-WF</b>	£4900	£5000	£5200	£5500	£5800	£6800



## PTN-1T-K

Proton power module  
£330

EXTRAS



## TV-BRACKET

TV bracket  
£53



## ENCOP-POD02

Two person meeting booth without arms

WIDTH 2250 • DEPTH 695 • HEIGHT 1270

### FABRIC BANDS

	A	B	C	D	E	F
Metal leg <b>-MF</b>	£3000	£3100	£3300	£3600	£3900	£4900
Wood leg <b>-WF</b>	£3500	£3600	£3800	£4100	£4400	£5400



## ENCOP-POD04

Four person meeting booth without arms

WIDTH 2250 • DEPTH 1295 • HEIGHT 1270

### FABRIC BANDS

	A	B	C	D	E	F
<b>-MF</b>	£3600	£3700	£3900	£4200	£4500	£5500
<b>-WF</b>	£4100	£4200	£4400	£4700	£5000	£6000

Add -MF after code for black Metal Frame or -WF after code for Wooden Frame. Power not included as standard



# ENCORE<sup>2</sup> MODUAR low back seating



## ENC-MOD01L

Single seater low back sofa

WIDTH 600 • DEPTH 730 • HEIGHT 790

### FABRIC BANDS

	A	B	C	D	E	F
Metal leg -MF	£770	£825	£880	£935	£990	£1100
Wood leg -WF	£1100	£1155	£1210	£1265	£1320	£1430

## ENC-MOD01L-PM

Low power module divider with Pixel

WIDTH 200 • DEPTH 730 • HEIGHT 790

### FABRIC BANDS

	A	B	C	D	E	F
-MF	£1100	£1155	£1210	£1320	£1430	£1540
-WF	£1430	£1485	£1540	£1650	£1760	£1870



## ENC-MOD02L-CV

Single seater convex low back sofa

WIDTH 920 • DEPTH 730 • HEIGHT 790

### FABRIC BANDS

	A	B	C	D	E	F
Metal leg -MF	£990	£1045	£1100	£1155	£1210	£1430
Wood leg -WF	£1320	£1375	£1430	£1485	£1540	£1760



## ENC-MOD01L-CC

Single seater concave low back sofa

WIDTH 780 • DEPTH 730 • HEIGHT 790

### FABRIC BANDS

	A	B	C	D	E	F
-MF	£990	£1045	£1100	£1155	£1210	£1430
-WF	£1320	£1375	£1430	£1485	£1540	£1760



## ENC-MOD02L

Double seater low back sofa

WIDTH 1200 • DEPTH 730 • HEIGHT 790

### FABRIC BANDS

	A	B	C	D	E	F
Metal leg -MF	£1100	£1210	£1320	£1430	£1540	£1760
Wood leg -WF	£1430	£1540	£1650	£1760	£1870	£2090



## ENC-MOD02L-RA

Low back double seater sofa with right hand arm

WIDTH 1295 • DEPTH 730 • HEIGHT 790

### FABRIC BANDS

	A	B	C	D	E	F
Metal leg -MF	£1320	£1430	£1540	£1650	£1760	£1980
Wood leg -WF	£1650	£1760	£1870	£1980	£2090	£2310



## ENC-MOD02L-LA

Low back double seater sofa with left hand arm

WIDTH 1295 • DEPTH 730 • HEIGHT 790

### FABRIC BANDS

	A	B	C	D	E	F
-MF	£1320	£1430	£1540	£1650	£1760	£1980
-WF	£1650	£1760	£1870	£1980	£2090	£2310

Add -MF after code for black Metal Frame or -WF after code for Wooden Frame



# ENCORE<sup>2</sup> MODUAR high back seating



## ENC-MOD01H

Single seater high back sofa

WIDTH 600 • DEPTH 730 • HEIGHT 1270

### FABRIC BANDS

	A	B	C	D	E	F
Metal leg -MF	£990	£1045	£1100	£1210	£1320	£1540
Wood leg -WF	£1320	£1375	£1430	£1540	£1650	£1870

## ENC-MOD01H-PM

High power module divider with Pixel

WIDTH 200 • DEPTH 730 • HEIGHT 1270

### FABRIC BANDS

	A	B	C	D	E	F
-MF	£1320	£1430	£1540	£1650	£1760	£1870
-WF	£1650	£1760	£1870	£1980	£2090	£2200



## ENC-MOD02H-CV

Single seater convex high back sofa

WIDTH 1200 • DEPTH 730 • HEIGHT 1270

### FABRIC BANDS

	A	B	C	D	E	F
Metal leg -MF	£1320	£1430	£1540	£1650	£1760	£1980
Wood leg -WF	£1650	£1760	£1870	£1980	£2090	£2310



## ENC-MOD01H-CC

Single seater concave high back sofa

WIDTH 780 • DEPTH 730 • HEIGHT 1270

### FABRIC BANDS

	A	B	C	D	E	F
-MF	£1320	£1430	£1540	£1650	£1760	£1980
-WF	£1650	£1760	£1870	£1980	£2090	£2310



## ENC-MOD02H

Double seater high back sofa

WIDTH 1200 • DEPTH 730 • HEIGHT 1270

### FABRIC BANDS

	A	B	C	D	E	F
Metal leg -MF	£1430	£1540	£1650	£1760	£1870	£2090
Wood leg -WF	£1760	£1870	£1980	£2090	£2200	£2420



## ENC-MOD02H-RA

High back double seater sofa with right hand arm

WIDTH 1295 • DEPTH 730 • HEIGHT 1270

### FABRIC BANDS

	A	B	C	D	E	F
Metal leg -MF	£1760	£1870	£1980	£2090	£2200	£2420
Wood leg -WF	£2090	£2200	£2310	£2420	£2530	£2750




## ENC-MOD02H-LA

High back double seater sofa with left hand arm

WIDTH 1295 • DEPTH 730 • HEIGHT 1270

### FABRIC BANDS

	A	B	C	D	E	F
-MF	£1760	£1870	£1980	£2090	£2200	£2420
-WF	£2090	£2200	£2310	£2420	£2530	£2750





# LYRIC

Lyric is a modern and stylish upholstered sofa and modular seating range. The clean lines and functionality make Lyric an ideal choice for breakout spaces and reception areas, where the extensive range of fabrics and finishes can create a relaxed environment.

# LYRIC low back sofas



## LYR50003

Three seater sofa

WIDTH 2010 • DEPTH 820 • HEIGHT 790

### FABRIC BANDS

	A	B	C	D	E	F
Metal leg <b>-ML</b>	£1750	£1850	£1950	£2150	£2350	£2650
Wood leg <b>-WF</b>	£1900	£2000	£2100	£2300	£2500	£2800

## EXTRAS



### PH-1-K

Phase power module

RRP

£400



## LYR50001

Single seater sofa

WIDTH 900 • DEPTH 820 • HEIGHT 790

### FABRIC BANDS

	A	B	C	D	E	F
Metal leg <b>-ML</b>	£1000	£1050	£1100	£1200	£1300	£1500
Wood leg <b>-WF</b>	£1150	£1200	£1250	£1350	£1450	£1650



## LYR50002

Two seater sofa

WIDTH 1450 • DEPTH 820 • HEIGHT 790

### FABRIC BANDS

	A	B	C	D	E	F
<b>-ML</b>	£1450	£1550	£1650	£1850	£2050	£2350
<b>-WF</b>	£1600	£1700	£1800	£2000	£2200	£2500

Add -ML after code for chrome Metal Legs or -WF after code for Wooden Feet . Power not included as standard





## LYRNA

Sofa with no arms

WIDTH 565 • DEPTH 820 • HEIGHT 790

### FABRIC BANDS

	A	B	C	D	E	F
-ML	£625	£675	£725	£775	£825	£925
-WF	£725	£775	£825	£875	£925	£1025



## LYRC

Corner sofa

WIDTH 820 • DEPTH 820 • HEIGHT 790

### FABRIC BANDS

	A	B	C	D	E	F
-ML	£925	£975	£1025	£1075	£1125	£1225
-WF	£1025	£1075	£1125	£1175	£1225	£1335



## LYRRA

Sofa with right hand arm

WIDTH 740 • DEPTH 820 • HEIGHT 790

### FABRIC BANDS

	A	B	C	D	E	F
-ML	£800	£850	£900	£950	£1000	£1200
-WF	£900	£950	£1000	£1050	£1100	£1300



## LYRLA

Sofa with left hand arm

WIDTH 740 • DEPTH 820 • HEIGHT 790

### FABRIC BANDS

	A	B	C	D	E	F
-ML	£800	£850	£900	£950	£1000	£1200
-WF	£900	£950	£1000	£1050	£1100	£1300







## SNUGGLE

Snuggle is one of the most versatile soft seating ranges available, offering a completely flexible solution for any breakout area. The simple, smart components of the Snuggle range can be used individually or arranged in a variety of dynamic configurations.

# SNUGGLE modular sofas



## SNG003RH

Snuggle modular soft seating large end sofa with right hand back

WIDTH 1150 • DEPTH 940 • HEIGHT 720

### FABRIC BANDS

A	B	C	D	E	F
N/A	£1300	£1400	£1500	£1600	£1700



## SNG003LH

Snuggle modular soft seating large end sofa with left hand back

WIDTH 1150 • DEPTH 940 • HEIGHT 720

### FABRIC BANDS

A	B	C	D	E	F
N/A	£1300	£1400	£1500	£1600	£1700



## SNG002S

Snuggle modular soft seating small sofa

WIDTH 690 • DEPTH 940 • HEIGHT 720

### FABRIC BANDS

A	B	C	D	E	F
N/A	£1100	£1200	£1300	£1400	£1500



## SNG002L

Snuggle modular soft seating large sofa

WIDTH 940 • DEPTH 940 • HEIGHT 720

### FABRIC BANDS

A	B	C	D	E	F
N/A	£1150	£1250	£1350	£1450	£1550



## SNG005

Snuggle modular soft seating corner and end sofa

WIDTH 940 • DEPTH 940 • HEIGHT 720

### FABRIC BANDS

A	B	C	D	E	F
N/A	£1300	£1400	£1500	£1600	£1700


## EXTRAS

### SNGLNK

Linking bracket

RRP  
£40





# SNUGGLE modular chase sofas & tables



## SNG004LH

Snuggle modular soft seating large chase sofa with left hand arm and back

WIDTH **940** • DEPTH **1410** • HEIGHT **720**

### FABRIC BANDS

A	B	C	D	E	F
N/A	£1500	£1600	£1700	£1800	£1900



## SNG004RH

Snuggle modular soft seating large chase sofa with right hand arm and back

WIDTH **940** • DEPTH **1410** • HEIGHT **720**

### FABRIC BANDS

A	B	C	D	E	F
N/A	£1500	£1600	£1700	£1800	£1900



## SNG001L

Snuggle modular soft seating large sofa

WIDTH **940** • DEPTH **940** • HEIGHT **440**

### FABRIC BANDS

A	B	C	D	E	F
N/A	£900	£950	£1000	£1050	£1100




## SNG001S

Snuggle modular soft seating small sofa

WIDTH **690** • DEPTH **940** • HEIGHT **440**

### FABRIC BANDS

A	B	C	D	E	F
N/A	£700	£750	£800	£850	£900



## SNG006

Snuggle modular coffee table with MTO top

WIDTH **940** • DEPTH **940** • HEIGHT **440**

### FABRIC BANDS

A	B	C	D	E	F
N/A	£900	£950	£1000	£1050	£1100



# NERA

Nera is one of the most versatile soft seating ranges available, offering a completely flexible solution. The simple components of the Nera range can be used individually or arranged in a variety of configurations, making it ideal for all working environments.





# NERA single modular seating



## NERA-S-B-K

Single sofa with back

WIDTH 700 • DEPTH 700 • HEIGHT 790

### FABRIC BANDS

A	B	C	D	E	F
£700	£775	£850	£925	£1000	£1100



## NERA-S-BLA-K

Single sofa with back and left arm

WIDTH 700 • DEPTH 700 • HEIGHT 790

### FABRIC BANDS

A	B	C	D	E	F
£800	£900	£1000	£1100	£1200	£1300



## NERA-S-BRA-K

Single sofa with back and right arm

WIDTH 700 • DEPTH 700 • HEIGHT 790

### FABRIC BANDS

A	B	C	D	E	F
£800	£900	£1000	£1100	£1200	£1300



## NERA-S-K

Single sofa without back

WIDTH 700 • DEPTH 700 • HEIGHT 430

### FABRIC BANDS

A	B	C	D	E	F
£600	£650	£700	£750	£800	£850



## NERA-Q-K

Corner sofa without back

WIDTH 700 • DEPTH 700 • HEIGHT 430

### FABRIC BANDS

A	B	C	D	E	F
£407	£435	£464	£494	£522	£580



## NERA-PU

Power unit divider with Pixel power module

WIDTH 250 • DEPTH 700 • HEIGHT 430

### FABRIC BANDS

A	B	C	D	E	F
£522	£551	£580	£609	£638	£754



## NERA-S-TABLE-K

Single square coffee table

WIDTH 700 • DEPTH 700 • HEIGHT 240

### WOOD FINISH

KENDAL OAK	WHITE	MTO
£307	£307	£348



## NERA-Q-TABLE-K

Single corner coffee table

WIDTH 700 • DEPTH 700 • HEIGHT 240

### WOOD FINISH

KENDAL OAK	WHITE	MTO
£307	£307	£348



# NERA double modular seating



## NERA-D-K

Double sofa without back

WIDTH 1400 • DEPTH 700 • HEIGHT 430

### FABRIC BANDS

A	B	C	D	E	F
£750	£800	£850	£900	£950	£1000



## NERA-D-LB-K

Double sofa with left hand back

WIDTH 1400 • DEPTH 700 • HEIGHT 790

### FABRIC BANDS

A	B	C	D	E	F
£920	£970	£1040	£1110	£1200	£1300



## NERA-D-RB-K

Double sofa with right hand back

WIDTH 1400 • DEPTH 700 • HEIGHT 790

### FABRIC BANDS

A	B	C	D	E	F
£920	£970	£1040	£1110	£1200	£1300



## NERA-D-BB-K

Double sofa with back

WIDTH 1400 • DEPTH 700 • HEIGHT 790

### FABRIC BANDS

A	B	C	D	E	F
£950	£1050	£1150	£1250	£1350	£1450



## NERA-D-BLA-K

Double sofa with left hand back and arm

WIDTH 1400 • DEPTH 700 • HEIGHT 790

### FABRIC BANDS

A	B	C	D	E	F
£950	£1020	£1110	£1180	£1280	£1380



## NERA-D-BRA-K

Double sofa with right hand back and arm

WIDTH 1400 • DEPTH 700 • HEIGHT 790

### FABRIC BANDS

A	B	C	D	E	F
£950	£1020	£1110	£1180	£1280	£1380



## NERA-D-BRABLA-K

Double sofa with back and arms

WIDTH 1400 • DEPTH 700 • HEIGHT 790

### FABRIC BANDS

A	B	C	D	E	F
£1500	£1600	£1700	£1800	£1900	£2000



## NERA-D-BBLA-K

Double sofa with back and left arm

WIDTH 1400 • DEPTH 700 • HEIGHT 790

### FABRIC BANDS

A	B	C	D	E	F
£1150	£1250	£1350	£1450	£1550	£1650



## NERA-D-BBRA-K

Double sofa with back and right arm

WIDTH 1400 • DEPTH 700 • HEIGHT 790

### FABRIC BANDS

A	B	C	D	E	F
£1150	£1250	£1350	£1450	£1550	£1650





# ADDISON

Multi-functional, modular seating offers a completely flexible solution for any area by creating a bespoke piece of furniture that can easily be re-sized to suit any space. The Addison range can be used individually or arranged in a variety of dynamic configurations.





## ADS001

Single seater sofa - metal legs

WIDTH **825** • DEPTH **700** • HEIGHT **750**

### FABRIC BANDS

A	B	C	D	E	F
£1000	£1100	£1200	£1300	£1400	£1500



## ADS002

Two seater sofa - metal legs

WIDTH **1425** • DEPTH **700** • HEIGHT **750**

### FABRIC BANDS

A	B	C	D	E	F
£1750	£1850	£1950	£2100	£2200	£2300



## ADS003

Three seater bench - metal legs

WIDTH **1370** • DEPTH **430** • HEIGHT **440**

### FABRIC BANDS

A	B	C	D	E	F
£650	£700	£750	£800	£850	£900





## ADS004-LH

Left hand sofa with black metal frame and legs

WIDTH **715** • DEPTH **700** • HEIGHT **750**

### FABRIC BANDS

A	B	C	D	E	F
£900	£950	£1000	£1050	£1100	£1200



## ADS004-RH

Right hand sofa with black metal frame and leg

WIDTH **715** • DEPTH **700** • HEIGHT **750**

### FABRIC BANDS

A	B	C	D	E	F
£900	£950	£1000	£1050	£1100	£1200



## ADS005

Corner sofa with black metal frame and legs

WIDTH **700** • DEPTH **700** • HEIGHT **750**

### FABRIC BANDS

A	B	C	D	E	F
£950	£1000	£1050	£1100	£1200	£1300



## ADS006

Central extension sofa

WIDTH **700** • DEPTH **700** • HEIGHT **525/750\***

### FABRIC BANDS

A	B	C	D	E	F
£600	£650	£700	£750	£800	£850



## ADSLEG

Leg pack for centre extension

RRP  
£75

\*This is when a leg is added that is purchased separately

ADSLEG is required when a second ADS006 or further ADS006 units are connected directly together





# FIGARO

Designed with comfort in mind, the Figaro lounge seating's sculpted seat and back cushions make it both eye-catching and timeless. The high back chair, with provocative lines and curves along with the medium back, is ideal for a relaxed casual collaboration.



# FIGARO high back chair



**FIG-01**

High back chair with solid wood base

WIDTH **700** • DEPTH **760** • HEIGHT **1100**

**FABRIC BANDS**

A	B	C	D	E	F
N/A	£1300	£1400	£1500	£1600	£1800



**FIG-02**

High back chair with aluminium 4 star base

WIDTH **700** • DEPTH **760** • HEIGHT **1100**

**FABRIC BANDS**

A	B	C	D	E	F
N/A	£1300	£1400	£1500	£1600	£1800



**FIG-06**

High back chair with spiral base

WIDTH **700** • DEPTH **760** • HEIGHT **1110**

**FABRIC BANDS**

A	B	C	D	E	F
N/A	£1300	£1400	£1500	£1600	£1800



**FIGT-06**

Table with spiral base

WIDTH **600** • DEPTH **600** • HEIGHT **430**

**WOOD FINISH**

KENDAL OAK	WHITE	MTO
£337	£337	£464



# FIGARO medium back chair



**FIGM-01**

Medium back chair with solid wooden base

WIDTH **700** • DEPTH **760** • HEIGHT **750**

**FABRIC BANDS**

A	B	C	D	E	F
N/A	£1100	£1200	£1300	£1400	£1600



**FIGM-02**

Medium back chair with aluminium 4 star base

WIDTH **700** • DEPTH **760** • HEIGHT **750**

**FABRIC BANDS**

A	B	C	D	E	F
N/A	£1100	£1200	£1300	£1400	£1600



**FIGM-06**

Medium back chair with spiral base

WIDTH **700** • DEPTH **760** • HEIGHT **750**

**FABRIC BANDS**

A	B	C	D	E	F
N/A	£1100	£1200	£1300	£1400	£1600



**FIGLS-06**

Foot stool with spiral base

WIDTH **500** • DEPTH **500** • HEIGHT **430**

**FABRIC BANDS**

A	B	C	D	E	F
N/A	£650	£675	£700	£750	£850



# JUNA

Juna chairs offer an exceptional level of comfort and are smartly sized to make a big impression, even in small spaces. Designed to meet different needs of different work areas, this lounge chair offers exceptional comfort with its warm embrace and ergonomic design.







## JUN01-AR

High back chair with auto return base

WIDTH **700** • DEPTH **770** • HEIGHT **1000**

### FABRIC BANDS

A	B	C	D	E	F
£725	£775	£825	£875	£925	£1025



## JUN01-WF

High back chair with oak 4 leg base

WIDTH **700** • DEPTH **770** • HEIGHT **1000**

### FABRIC BANDS

A	B	C	D	E	F
£775	£825	£875	£925	£975	£1075



## JUN02-AR

Medium back chair with auto return base

WIDTH **620** • DEPTH **570** • HEIGHT **870**

### FABRIC BANDS

A	B	C	D	E	F
£600	£650	£700	£750	£800	£900



## JUN02-WF

Medium back chair with oak 4 leg chair

WIDTH **620** • DEPTH **570** • HEIGHT **870**

### FABRIC BANDS

A	B	C	D	E	F
£650	£700	£750	£800	£850	£950







# JUDE

Jude lounge seating's practical details make it both eye-catching and timeless, with its base options and clean styling, and a curved design and arms that wrap the occupant in one continuous embrace. Jude is the perfect signature piece to reside in public spaces.

# JUDE lounge chairs



## JUD03

Lounge chair with pyramid oak legs

WIDTH 600 • DEPTH 590 • HEIGHT 760

### FABRIC BANDS

A	B	C	D	E	F
£800	£850	£900	£950	£1000	£1100



## JUD05

Lounge chair with chrome 4 star base

WIDTH 600 • DEPTH 590 • HEIGHT 760

### FABRIC BANDS

A	B	C	D	E	F
£800	£850	£900	£950	£1000	£1100



## JUD06

Lounge chair with chrome sled frame

WIDTH 600 • DEPTH 590 • HEIGHT 780

### FABRIC BANDS

A	B	C	D	E	F
£650	£700	£750	£800	£850	£950



## JUD07-K

Lounge chair with black mobile pyramid base

WIDTH 600 • DEPTH 590 • HEIGHT 780

### FABRIC BANDS

A	B	C	D	E	F
£650	£700	£750	£800	£850	£950



## JUD07-WH

Lounge chair with white mobile pyramid base

WIDTH 600 • DEPTH 590 • HEIGHT 780

### FABRIC BANDS

A	B	C	D	E	F
£650	£700	£750	£800	£850	£950





# JOSS

Joss is a lounge chair collection that is incredibly versatile and suitable for a wide range of lounge environments and informal meeting spaces. Available in a choice of distinct bases, including oak four-legged frames, chrome 4 star, or a new pyramid base with castors for mobility.





## JOS03

Lounge chair with oak pyramid legs

WIDTH 630 • DEPTH 620 • HEIGHT 810

### FABRIC BANDS

A	B	C	D	E	F
£800	£850	£900	£950	£1000	£1100



## JOS04

Lounge chair with conical oak legs

WIDTH 630 • DEPTH 620 • HEIGHT 810

### FABRIC BANDS

A	B	C	D	E	F
£675	£725	£775	£825	£875	£975



## JOS05

Lounge chair with 4 star chrome base

WIDTH 630 • DEPTH 620 • HEIGHT 810

### FABRIC BANDS

A	B	C	D	E	F
£750	£800	£850	£900	£950	£1050



## JOS06

Lounge chair with chrome sled frame

WIDTH 630 • DEPTH 620 • HEIGHT 830

### FABRIC BANDS

A	B	C	D	E	F
£650	£700	£750	£800	£850	£950



## JOS07-K

Lounge chair with black mobile pyramid base

WIDTH 630 • DEPTH 620 • HEIGHT 830

### FABRIC BANDS

A	B	C	D	E	F
£650	£700	£750	£800	£850	£950



## JOS07-WH

Lounge chair with white mobile pyramid base

WIDTH 630 • DEPTH 620 • HEIGHT 830

### FABRIC BANDS

A	B	C	D	E	F
£650	£700	£750	£800	£850	£950



# ACOUSTIC SOLUTIONS

“Offering your employees a real chance to focus.”





90 Silen

108 Chatbox

114 Piano  
Acoustics

126 Priva  
Screens

silén





# SILEN

Silen can be customised to fit your own office requirements, creating multiple working zones in one place. Silen hubs are perfect dividers for work and relaxation areas, and you can just activate the wheels and roll your private retreat easily wherever you're in the mood.

silen

# SILEN space 1 acoustic hub

## INTERIOR FINISHES



BLACK



GREY



WHITE



## S1

Single person acoustic hub

WIDTH 1100 • DEPTH 1100 • HEIGHT 2050

## EXTERIOR FINISH

STANDARD	MTO	VENEER
£19,000	£21,000	£23,000

## CUSTOMISE YOUR HUB



WHITEBOARD



TV BRACKET



HIGH STOOL



# SILEN space 1.5 acoustic hub

## INTERIOR FINISHES



### S1.5

Single person acoustic hub

WIDTH 1450 • DEPTH 1010 • HEIGHT 2290

#### EXTERIOR FINISH

STANDARD	MTO	VENEER
£27,000	£29,000	£31,000



## CUSTOMISE YOUR HUB



ADJUSTABLE SHELF



SHELF FOR STOOL USE



SHELF FOR CHAIR USE



# SILEN space 2 acoustic hub

## INTERIOR FINISHES



### S2

Two person acoustic hub

WIDTH 2400 • DEPTH 1220 • HEIGHT 2290

#### EXTERIOR FINISH

STANDARD	MTO	VENEER
£37,000	£40,000	£42,000

## CUSTOMISE YOUR HUB



FIXED TABLE



WORKSTATION & CHAIR



SINGLE SOFAS



# SILEN space 4 acoustic hub

## INTERIOR FINISHES



BLACK



GREY



WHITE



## S4

4-6 person acoustic hub

WIDTH 2400 • DEPTH 2420 • HEIGHT 2290

## EXTERIOR FINISH

STANDARD	MTO	VENEER
£53,000	£58,000	£60,000

## CUSTOMISE YOUR HUB



FIXED TABLE



MODULAR SOFAS



LAPTOP TABLE



# SILEN space max acoustic hub

## INTERIOR FINISHES



## SX

6-8 person acoustic hub


WIDTH 2400 • DEPTH 2800 • HEIGHT 2290

### EXTERIOR FINISH

STANDARD	CUSTOM	VENEER
£55,000	£60,000	£63,000



## CUSTOMISE YOUR HUB



WHITEBOARD & TV



MEETING TABLE & CHAIRS



MODULAR SOFAS



# SILEN hybrid acoustic hub



## INTERIOR FINISHES



BLACK



GREY



WHITE

## SH4

4-8 person acoustic hub with table and chairs

WIDTH 2400 • DEPTH 2420 • HEIGHT 2270

### EXTERIOR FINISH

STANDARD	CUSTOM	VENEER
£58,000	£60,000	£63,000



## SH1

Single person acoustic hub with height adjustable desk

WIDTH 1770 • DEPTH 1220 • HEIGHT 2270

### EXTERIOR FINISH

STANDARD	CUSTOM	VENEER
£28,000	£30,000	£33,000



## SH2

2-4 person acoustic hub with table and chairs

WIDTH 2400 • DEPTH 1220 • HEIGHT 2270

### EXTERIOR FINISH

STANDARD	CUSTOM	VENEER
£39,000	£41,000	£43,000





## S08

8 person outdoor acoustic hub

WIDTH 5710 • DEPTH 2980 • HEIGHT 3000

MTO  
POA

## FEATURES



VENTILATION & LIGHTING



BUILT IN HEATING SYSTEM



INTEGRATE A LARGE SCREEN



# SILEN mindspa relaxation hub



## SMSPA

Private relaxation hub

WIDTH 2400 • DEPTH 1220 • HEIGHT 2290

MTO  
POA


## FEATURES



REDUCE STRESS LEVELS AND FEEL  
REJUVENATED IN ONLY 25 MINUTES



THE ZERO GRAVITY CHAIR DISTRIBUTES  
YOUR WEIGHT EVENLY



SIT BACK, RELAX, PUT THE HEADPHONES  
ON AND CLOSE YOUR EYES



# CHATBOX single acoustic hub



## CBX-1-K

Black single person acoustic hub

WIDTH 870 • DEPTH 980 • HEIGHT 2040

STOCKED

£11,225

### ACCESSORIES

CBX1-WB WHITEBOARD £200



## CBX-1-WH

White single person acoustic hub

WIDTH 870 • DEPTH 980 • HEIGHT 2040

MTO

£11,225

### ACCESSORIES

CBX1-TV TV BRACKET £1000



-CG  
CHROME GREEN



-MT  
MINT TURQUOISE



-OL  
OCHRE YELLOW



-QG  
QUARTZ GREY



-RV  
RED VIOLET



-SB  
SAPPHIRE BLUE



-WBW  
WHITEBOARD WHITE

## CBX-1

Single person acoustic hub

WIDTH 870 • DEPTH 980 • HEIGHT 2040

MTO

£12,500



# CHATBOX duo acoustic hub



## CBX-2-K

Black 2 person acoustic hub

WIDTH 2000 • DEPTH 930 • HEIGHT 2040

STOCKED

£20,409



## CBX-2-WH

White 2 person acoustic hub

WIDTH 2000 • DEPTH 930 • HEIGHT 2040

MTO

£22,000



-CG  
CHROME GREEN



-MT  
MINT TURQUOISE



-OL  
OCHRE YELLOW



-QG  
QUARTZ GREY



-RV  
RED VIOLET



-SB  
SAPPHIRE BLUE

## CBX-2

2 person acoustic hub

WIDTH 2000 • DEPTH 930 • HEIGHT 2040

MTO

£22,000



# CHATBOX quattro acoustic hub



## CBX-4-K

Black 4-6 person acoustic hub

WIDTH 2000 • DEPTH 1860 • HEIGHT 2040

MTO

£35,000



## CBX-4-WH

White 4-6 person acoustic hub

WIDTH 2000 • DEPTH 1860 • HEIGHT 2040

MTO

£35,000



-CG  
CHROME GREEN



-MT  
MINT TURQUOISE



-OL  
OCHRE YELLOW



-QG  
QUARTZ GREY



-RV  
RED VIOLET



-SB  
SAPPHIRE BLUE

## CBX-4

4-6 person acoustic hub

WIDTH 2000 • DEPTH 1860 • HEIGHT 2040

MTO

£35,000

Please add exterior finish when ordering eg. **CBX-4** in Black = **CBX-4-K**




# PIANO

The Piano Acoustics range enhances open plan offices and breakout spaces with multiple levels of acoustic absorption. The range is not only a colourful and modern addition to the office aesthetics, but is also pertinent to the task at hand in each area.







## PK003

Acoustic screen with 3 rotating panels

WIDTH **870** • DEPTH **300** • HEIGHT **1600**

### FABRIC BANDS

A	B	C	D	E	F
£970	£1021	£1123	£1225	£1327	£1633



# PIANO SOLO phone booth



## ACOUSTIC PET FINISHES



**-DB**  
DARK BLUE



**-DN**  
DARK GREEN



**-DG**  
DARK GREY



**-O**  
ORANGE



**-R**  
RED



**-SG**  
SILVER GREY



**-Y**  
YELLOW

### PSB1

Single person acoustic pod


WIDTH **1200** • DEPTH **1000** • HEIGHT **2150**

MTO

£6500



# PIANO TILES wall panels



## SQUARE

CODE	WIDTH	DEPTH	HEIGHT	FABRIC BANDS					
				A	B	C	D	E	F
<b>PWS-25-1</b>	595	25	595	£202	£217	£225	£241	£278	£316
<b>PWS-50-1</b>	595	50	595	£231	£247	£257	£278	£309	£350
<b>PWS-25-2</b>	1195	25	595	£374	£401	£416	£432	£443	£502
<b>PWS-50-2</b>	1195	50	595	£402	£432	£448	£467	£492	£559

## TRIANGLE

CODE	WIDTH	DEPTH	HEIGHT	FABRIC BANDS					
				A	B	C	D	E	F
<b>PWT-25-1</b>	595	25	595	£202	£217	£225	£235	£272	£309
<b>PWT-50-1</b>	595	50	595	£219	£235	£243	£260	£290	£329
<b>PWT-25-2</b>	1195	25	1195	£374	£401	£416	£432	£443	£502
<b>PWT-50-2</b>	1195	50	1195	£402	£432	£448	£467	£492	£559

## RECTANGLE

CODE	WIDTH	DEPTH	HEIGHT	FABRIC BANDS					
				A	B	C	D	E	F
<b>PWR-25-1</b>	595	25	295	£145	£155	£162	£173	£210	£239
<b>PWR-50-1</b>	595	50	295	£173	£186	£193	£217	£235	£267
<b>PWR-25-2</b>	795	25	395	£184	£198	£205	£222	£247	£281
<b>PWR-50-2</b>	795	50	395	£207	£222	£231	£247	£272	£309
<b>PWR-25-3</b>	1195	25	595	£219	£235	£243	£260	£285	£323
<b>PWR-50-3</b>	1195	50	595	£242	£260	£270	£285	£309	£350

## HEXAGON

CODE	WIDTH	DEPTH	HEIGHT	FABRIC BANDS					
				A	B	C	D	E	F
<b>PWH-25-1</b>	595	25	415	£242	£260	£270	£285	£309	£350
<b>PWH-50-1</b>	595	50	415	£276	£296	£307	£321	£345	£392
<b>PWH-25-2</b>	1195	25	1035	£402	£432	£448	£456	£481	£545
<b>PWH-50-2</b>	1195	50	1035	£458	£492	£510	£529	£554	£628



# PIANO CHORDS hanging screens

## ACOUSTIC PET FINISHES



**-DB**  
DARK BLUE



**-DN**  
DARK GREEN



**-DG**  
DARK GREY



**-O**  
ORANGE




**-R**  
RED



**-SG**  
SILVER GREY



**-Y**  
YELLOW



**BYGONE**

**PC126** • WIDTH 600 • DEPTH 12 • HEIGHT 1200  
**PC2412** • WIDTH 1200 • DEPTH 12 • HEIGHT 2400


CODE	QUANTITY	MTO
PC126-B	4	£1535
PC2412-B	1	£1351



**EBONY**

**PC126** • WIDTH 600 • DEPTH 12 • HEIGHT 1200  
**PC2412** • WIDTH 1200 • DEPTH 12 • HEIGHT 2400


CODE	QUANTITY	MTO
PC126-E	4	£1535
PC2412-E	1	£1351



**REFLECTION**

**PC126** • WIDTH 600 • DEPTH 12 • HEIGHT 1200  
**PC2412** • WIDTH 1200 • DEPTH 12 • HEIGHT 2400


CODE	QUANTITY	MTO
PC126-R	4	£1535
PC2412-R	1	£1351



**SHATTER**

**PC126** • WIDTH 600 • DEPTH 12 • HEIGHT 1200  
**PC2412** • WIDTH 1200 • DEPTH 12 • HEIGHT 2400

CODE	QUANTITY	MTO
PC126-S	4	£1535
PC2412-S	1	£1351




**UNION**

**PC126** • WIDTH 600 • DEPTH 12 • HEIGHT 1200  
**PC2412** • WIDTH 1200 • DEPTH 12 • HEIGHT 2400

CODE	QUANTITY	MTO
PC126-U	4	£1535
PC2412-U	1	£1351



# PIANO SCALES suspended ceiling panels




## PS24-LT

Large lattice

WIDTH 2400 • DEPTH 800 • HEIGHT 300

MTO  
£1535




## PS12-LT

Small lattice

WIDTH 1200 • DEPTH 800 • HEIGHT 300

MTO  
£1168




## PS12-SN

Sun

WIDTH 1200 • DEPTH 1200 • HEIGHT 300

MTO  
£1351



## PS25-EG

Echo grid

WIDTH 2500 • DEPTH 2500 • HEIGHT 300

MTO  
£1413

### ACOUSTIC PET FINISHES



**-DB**  
DARK BLUE



**-DN**  
DARK GREEN



**-DG**  
DARK GREY



**-O**  
ORANGE



**-R**  
RED



**-SG**  
SILVER GREY



**-Y**  
YELLOW





# PRIVA

The Priva range of modular standing screens and solo workstations have been designed to offer employees a real chance to focus, or to hold meetings in private with minimal noise and distractions. Priva is ideal for absorbing sound in open plan office environments.





## PRV-SQ02

S-shape screen

WIDTH **2630** • DEPTH **5200** • HEIGHT **1500**

### FABRIC BANDS

A	B	C	D	E	F
N/A	N/A	N/A	£9949	£10154	£10460



## PRV-SQ01

C-shape screen

WIDTH **2630** • DEPTH **2800** • HEIGHT **1500**

### FABRIC BANDS

A	B	C	D	E	F
N/A	N/A	N/A	£6633	£6837	£7143




## PRV-HX01

Half hexagon screen

WIDTH **3490** • DEPTH **2270** • HEIGHT **1500**

### FABRIC BANDS

A	B	C	D	E	F
N/A	N/A	N/A	£6633	£6837	£7143





## PRV-WV01

Wave screen

WIDTH 2430 • DEPTH 1380 • HEIGHT 1500

### FABRIC BANDS

A	B	C	D	E	F
N/A	N/A	N/A	£3266	£3470	£3776




## PRV-DL01

Dog leg screen with returns

WIDTH 2000 • DEPTH 580 • HEIGHT 1500

### FABRIC BANDS

A	B	C	D	E	F
N/A	N/A	N/A	£3266	£3470	£3776




## PRV-MOD8

Straight modular screen to extend units

WIDTH 800 • DEPTH 60 • HEIGHT 1500

### FABRIC BANDS

A	B	C	D	E	F
N/A	N/A	N/A	£817	£868	£944



# STORAGE SOLUTIONS

“Inclusive office design is about accommodating choice and flexibility.”





134 Flux Shelving

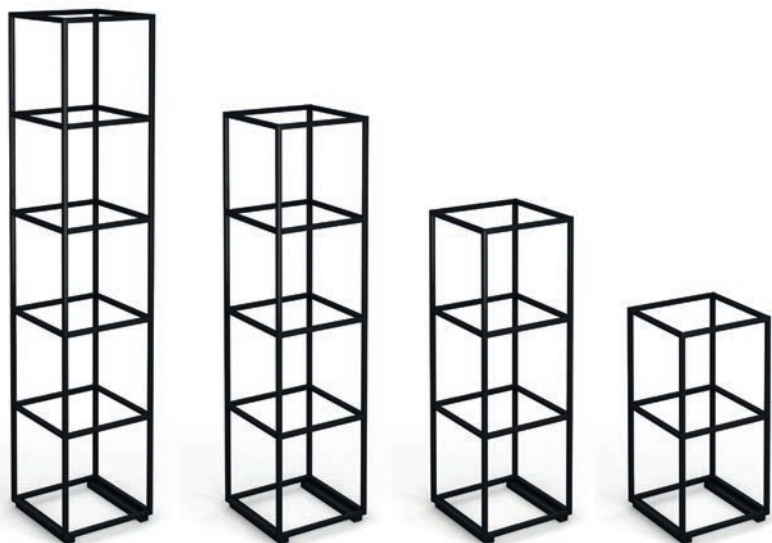
142 Flux Lockers

# FLUX SHELVING

The Flux system enables enclosed zones to be created for additional privacy and division. Its modular design is ideal for dividing open plan offices into a flexible working area.







## SINGLE UNITS

Single width starter tower unit

WIDTH 420 • DEPTH 420 • HEIGHT 845-2045

FL-12S	HEIGHT 845	2 TIERS	£378
FL-13S	HEIGHT 1245	3 TIERS	£480
FL-14S	HEIGHT 1645	4 TIERS	£592
FL-15S	HEIGHT 2045	5 TIERS	£674



## DOUBLE UNITS

Double width starter tower unit

WIDTH 820 • DEPTH 420 • HEIGHT 845-2045

FL-22D	HEIGHT 845	2 TIERS	£429
FL-23D	HEIGHT 1245	3 TIERS	£562
FL-24D	HEIGHT 1645	4 TIERS	£674
FL-25D	HEIGHT 2045	5 TIERS	£756

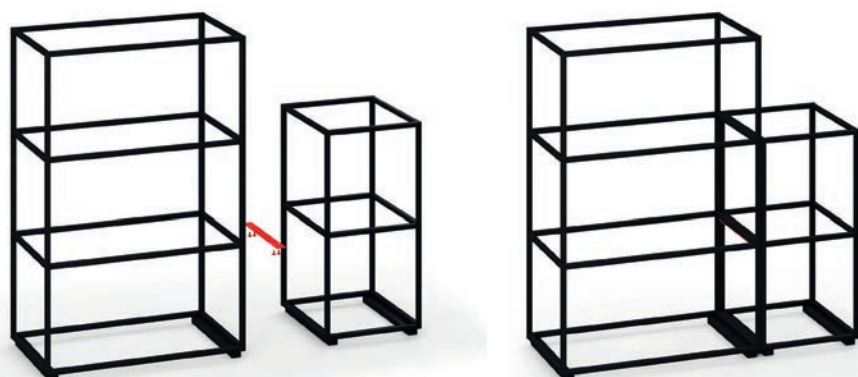


## FL-BKT-LNK

Additional linking bracket to connect Flux units

WIDTH 380 • DEPTH 40 • HEIGHT 5

RRP  
£26



2 & 3 high units supplied with 1 linking bracket. 4 & 5 high units supplied with 2 linking brackets



# FLUX modular shelving accessories

## WOOD FINISHES



### TOP SHELVES

Top shelf to sit on top of black frame

WIDTH 420-1220 • DEPTH 420 • HEIGHT 25

FL-TS1	SINGLE	£62
FL-TS2	DOUBLE	£77
FL-TS3	TRIPLE	£87



### CUBBIES

Cubby unit to sit inside black frame

WIDTH 380-780 • DEPTH 420 • HEIGHT 380

FL-CB1	SINGLE	£113
FL-CB2	DOUBLE	£133



### PLANTERS

Planter box with plants to sit on black frame

WIDTH 420-820 • DEPTH 420 • HEIGHT 195

FL-PLP1	SINGLE	£276
FL-PLP2	DOUBLE	£434



### INNER SHELVES

Inner shelf to sit inside black frame

WIDTH 380-780 • DEPTH 420 • HEIGHT 25

FL-IS1	SINGLE	£52
FL-IS2	DOUBLE	£72



### CUBBY SHELF

Half cubby unit to sit inside black frame

WIDTH 380 • DEPTH 420 • HEIGHT 195

FL-CS1	SINGLE NEW	£108
--------	---------------	------



### PLANTERS - EMPTY

Planter box to sit on black frame

WIDTH 420-820 • DEPTH 420 • HEIGHT 195

FL-PL1	SINGLE	£164
FL-PL2	DOUBLE	£194



# FLUX modular shelving accessories

## WOOD FINISHES



-KO  
KENDAL OAK



-GO  
GREY OAK



Front - TV unit



Rear - Whiteboard

### FL-MM3

Media unit with TV bracket and whiteboard

WIDTH 1220 • DEPTH 420 • HEIGHT 2045

RRP  
£1429



### FL-SM3

Upholstered 3 sided seating unit

WIDTH 1220 • DEPTH 420 • HEIGHT 2045

#### FABRIC BANDS

A	B	C	D	E	F
£1200	£1400	£1600	£1800	£2000	£2500



### FL-BLD1

Single locker to sit inside black steel frame

WIDTH 380 • DEPTH 420 • HEIGHT 380

RRP  
£235



### FL-SC1

Cube upholstered stool to fit in black frame

WIDTH 400 • DEPTH 400 • HEIGHT 400

#### FABRIC BANDS

A	B	C	D	E	F
£220	£230	£240	£250	£260	£280





# FLUX LOCKERS

The Flux modular locker system offers adaptable architecture – its tower system offers flexible and secure storage solutions that can be used in any configuration.



**LOCKERS DON'T INCLUDE  
TOP & PLINTH PANELS**

**ORDER SEPARATELY  
BASED ON THE  
CONFIGURATION**













## FLS09

900mm High Locker Towers

WIDTH **400** • DEPTH **520** • HEIGHT **900**

	DOORS	-CL	-ML	-DL	-RL
FLS09-1D	1	£375	£428	£454	£480
FLS09-2D	2	£417	£521	£573	£625

### DOOR FINISHES

	
<b>-KO</b> BARCELONA WALNUT	<b>-BE</b> BEECH
	
<b>-GO</b> GREY OAK	<b>-KO</b> KENDAL OAK
	
<b>-GR</b> GREEN	<b>-OG</b> ONYX GREY
	
<b>-SB</b> SEA BLUE	<b>-SB</b> SMOKE BLUE
	
<b>-WH</b> WHITE	<b>-WR</b> WINE RED



## FLS13

1300mm High Locker Towers

WIDTH **400** • DEPTH **520** • HEIGHT **1300**

	DOORS	-CL	-ML	-DL	-RL
FLS13-1D	1	£407	£459	£485	£511
FLS13-2L	2 (LARGE LOWER)	£448	£553	£605	£657
FLS13-2U	2 (LARGE UPPER)	£448	£553	£605	£657
FLS13-3D	3	£521	£678	£756	£834



### -CL

Standard keyed cam lock

THE CAM LATCH IS SECURED ON THE INSIDE OF THE LOCKER, ROTATING AS YOU LOCK AND UNLOCK THE DEVICE



### -ML

Mechanical combination lock

KEYLESS ACCESS WITH A 4 WHEEL CODE COMBINATION AND UP TO 10,000 UNIQUE COMBINATIONS



### -DL

Digital keypad lock

10 BUTTON KEYPAD WHICH WILL PERFORM UP TO 15,000 OPENINGS, WITHOUT THE NEED FOR KEYS



### -RL








Digital RFID lock

A SIMPLE RADIO FREQUENCY IDENTIFICATION LOCK PROVIDING CODELESS & KEYLESS ACCESS WITH A SMART CARD





## DOOR FINISHES

	
<b>-KO</b> BARCELONA WALNUT	<b>-BE</b> BEECH
	
<b>-GO</b> GREY OAK	<b>-KO</b> KENDAL OAK
	
<b>-GR</b> GREEN	<b>-OG</b> ONYX GREY
	
<b>-SB</b> SEA BLUE	<b>-SB</b> SMOKE BLUE
	
<b>-WH</b> WHITE	<b>-WR</b> WINE RED

## FLS17

1700mm High Locker Towers

	WIDTH	400	•	DEPTH	520	•	HEIGHT	1700
	DOORS							
<b>FLS17-1D</b>	1	<b>£448</b>		<b>£500</b>		<b>£527</b>		<b>£553</b>
<b>FLS17-2D</b>	2	<b>£495</b>		<b>£599</b>		<b>£652</b>		<b>£704</b>
<b>FLS17-2L</b>	2 (LARGE LOWER)	<b>£511</b>		<b>£615</b>		<b>£667</b>		<b>£719</b>
<b>FLS17-2U</b>	2 (LARGE UPPER)	<b>£511</b>		<b>£615</b>		<b>£667</b>		<b>£719</b>



## FLS17

1700mm High Locker Towers

	WIDTH	400	•	DEPTH	520	•	HEIGHT	1700
	DOORS							
<b>FLS17-3L</b>	3 (LARGE LOWER)	<b>£553</b>		<b>£709</b>		<b>£787</b>		<b>£865</b>
<b>FLS17-3M</b>	3 (LARGE MIDDLE)	<b>£553</b>		<b>£709</b>		<b>£787</b>		<b>£865</b>
<b>FLS17-3U</b>	3 (LARGE UPPER)	<b>£553</b>		<b>£709</b>		<b>£787</b>		<b>£865</b>
<b>FLS17-4D</b>	4	<b>£652</b>		<b>£860</b>		<b>£964</b>		<b>£1068</b>

**LOCKERS DON'T INCLUDE  
TOP & PLINTH PANELS**

**ORDER SEPARATELY  
BASED ON THE  
CONFIGURATION**





## FLS-TP

Top and base plinth panels

	W	D	-H	RRP
FLS-TP04	400	525	18	£79
FLS-TP08	800	525	18	£89
FLS-TP12	1200	525	18	£99
FLS-TP16	1600	525	18	£110

## FLS-SP

Side plinth panels

	W	D	-H	RRP
FLS-SP09	18	525	900	£63
FLS-SP13	18	525	1300	£73
FLS-SP17	18	525	1700	£89

Top and plinth panels must be ordered for all locker combinations including single lockers



## FLS-WR

Accessories

INTERNAL CLOTHES RAIL

£21



## FLS-FCH

Accessories

FOLDING COAT HOOK

£37



# AGILE WORKING

“Adaptable furniture for the modern way of working.”





152 Show Tables

154 Show Storage

158 Show Seating

## WOOD FINISHES



**-KO**  
KENDAL OAK



**-GO**  
GREY OAK



**-WH**  
WHITE



## TABLES

Show mobile meeting table

DEPTH 700 • HEIGHT 760

<b>SHW-DT07</b>	WIDTH 700	£350
<b>SHW-DT14</b>	WIDTH 1400	£425



## POSEUR TABLES

Show mobile meeting table

DEPTH 700 • HEIGHT 1110

<b>SHW-PT07</b>	WIDTH 700	£400
<b>SHW-PT14</b>	WIDTH 1400	£475



## TABLES WITH POWER

Show mobile meeting table

DEPTH 700 • HEIGHT 760

<b>SHW-DT07-P</b>	WIDTH 700	£2500
<b>SHW-DT14-P</b>	WIDTH 1400	£2600



## POSEUR TABLES WITH POWER

Show mobile meeting table

DEPTH 700 • HEIGHT 1110

<b>SHW-PT07-P</b>	WIDTH 700	£2500
<b>SHW-PT14-P</b>	WIDTH 1400	£2600





## SHW-BS2

Wooden box storage add-on

	W	D	H	RRP
SHW-BS2	990	200	385	£300



## SHW-PL

Planter box add-on

	W	D	H	RRP
SHW-PL	990	200	185	£250
SHW-PLP			Artificial plants only	£250



## SHW-SBS

Seating storage add-on

	W	D	H	RRP
SHW-SBS	990	425	465	£300

Cubes sold separately



## SHW-MU

Media unit add-on with TV bracket

	W	D	H	RRP
SHW-MU	990	200	585	£400



## SHW-PB

Power bar add-on with battery & power module

	W	D	H	RRP
SHW-PB	990	200	240	£2600









**SHW-MOB**

Mobile A-frame caddy system with black frame

WIDTH 1080 • DEPTH 640 • HEIGHT 1995

RRP  
£450



-  Dark Grey (DG)
-  Silver Grey (SG)
-  Dark Blue (DB)
-  Orange (O)
-  Red (R)
-  Yellow (Y)



**SHW-APB**

Acoustic screen add-on

WIDTH 990 • DEPTH 12 • HEIGHT 775

RRP  
£500

**SHW-MWB**

Magnetic whiteboard add-on

WIDTH 990 • DEPTH 12 • HEIGHT 775

RRP  
£800





## SOLUS

Operator chair with castors

WIDTH **630** • DEPTH **590** • HEIGHT **810-900**

### FABRIC BANDS

	A	B	C	D	E	F
SLS305-K	£411	£422	£438	£465	£480	£544
SLS305-C	£465	£480	£491	£518	£534	£606



## SOLUS DRAUGHTSMAN

Draughtsman chair with castors

WIDTH **590** • DEPTH **590** • HEIGHT **1000-1090**

### FABRIC BANDS

	A	B	C	D	E	F
SLS405-K	£480	£491	£506	£534	£546	£621
SLS405-C	£534	£546	£560	£587	£603	£684



## JOS07-K

Lounge chair with black mobile pyramid base

WIDTH **630** • DEPTH **620** • HEIGHT **830**

### FABRIC BANDS

A	B	C	D	E	F
£650	£700	£750	£800	£850	£950



## JUD07-K

Lounge chair with black mobile pyramid base

WIDTH **600** • DEPTH **590** • HEIGHT **780**

### FABRIC BANDS

A	B	C	D	E	F
£650	£700	£750	£800	£850	£950



## SUZ500A

Upholstered seat with pyramid base & castors

WIDTH **480** • DEPTH **550** • HEIGHT **830**

### FABRIC BANDS

A	B	C	D	E	F
£522	£554	£584	£645	£707	£768



## FL-SC1

Cube upholstered stool to fit in black frame

WIDTH **400** • DEPTH **400** • HEIGHT **400**

### FABRIC BANDS

A	B	C	D	E	F
£220	£230	£240	£250	£260	£280



# WORKTABLES & BENCHES

“

The table and bench combination makes a real visual impact.”





162 Saxon

168 Enable

174 Crew

180 Otto

184 Slab





# SAXON

Saxon worktables transition the workplace from one that's fixed and formal to a space that suits a variety of preferences and working habits. Dining and poseur height tables are a creative, practical solution for any meeting area or breakout space.

# SAXON dining & poseur tables

TOP FINISHES - STOCKED



## DINING TABLES

Dining tables with solid wooden base

WIDTH 800-1800 • DEPTH 800 • HEIGHT 750

		STOCKED	MTO
SDS800	SQUARE	£600	£935
SDR1880	RECTANGULAR	£690	£1400

## STOOLS

Low stools with solid wooden base

WIDTH 380-1200 • DEPTH 380 • HEIGHT 475

		FABRIC BANDS					
		A	B	C	D	E	F
ENBU-12	WIDTH 1200	£677	£701	£726	£751	£775	£824
ENB-LS	WIDTH 380	£492	£518	£542	£567	£591	£640



## POSEUR TABLES

Poseur tables with solid wooden base

WIDTH 800-1800 • DEPTH 800 • HEIGHT 1075

		STOCKED	MTO
SPS800	SQUARE	£950	£1400
SPR1880	RECTANGULAR	£1000	£1600

## REMY STOOLS

Upholstered high stools with oak frame

WIDTH 460 • DEPTH 470 • HEIGHT 940

	DESCRIPTION	FABRIC BANDS					
		A	B	C	D	E	F
REM-HS-O	WITHOUT ARMS	£677	£708	£738	£769	£800	£830
REM-HSA-O	WITH ARMS	£769	£800	£830	£860	£893	£923



## TOP FINISHES - STOCKED

 **-KO**  
KENDAL OAK

 **-OG**  
ONYX GREY

 **-WH**  
WHITE



### SWT1820-B1

Workstation with low tool bar & Aero power

WIDTH 1800 • DEPTH 1200 • HEIGHT 875

STOCKED	MTO
£2000	£3000



### PLANTER BOX

Planter box to sit on tool rail

WIDTH 320 • DEPTH 180 • HEIGHT 180

SWT-PL	WITHOUT PLANTS	£250
SWT-PLP	WITH PLANTS	£425



### SWT-SPR

Acoustic screen for tool bar

WIDTH 650 • DEPTH 12 • HEIGHT 300

Orange	Silver Grey
£200	£200



### SWT1820-B2

Workstation with high tool bar & Aero power

WIDTH 1800 • DEPTH 1200 • HEIGHT 1590


STOCKED	MTO
£2200	£3200

### SWT-CM

Cable tidy with leg clips

WIDTH 50 • DEPTH 30 • HEIGHT 750

FABRIC BANDS					
A	B	C	D	E	F
£90	£100	£125	£135	£155	£175



### SWT-SPS

Acoustic screen divider

WIDTH 550 • DEPTH 12 • HEIGHT 450

Orange	Silver Grey
£256	£256



### SWT-SHP

Adjustable hanging screen

WIDTH 600 • DEPTH 25 • HEIGHT 500-900

FABRIC BANDS					
A	B	C	D	E	F
£140	£160	£180	£200	£225	£250





# ENABLE

The Enable table and benches are part of a bold and contemporary collection of furniture designed to make a real impact. Presenting a multitude of shape and layout options, the range of tables, benches and stools will enable you to create a dynamic, collaborative area.



# ENABLE meeting tables



## ENT16-16

Single worktable

WIDTH 1600 • DEPTH 1600 • HEIGHT 745

STOCKED	MTO
£1060	£1710

### TOP FINISHES

#### STOCKED



-KO  
KENDAL OAK



-OG  
ONYX GREY



-WH  
WHITE

#### MTO



-V1200  
VOLCANIC BLACK



-VSR204  
MANHATTAN GREY



-V11209  
ROYAL  
WHITE



## ENT32-16

Double worktable

WIDTH 3200 • DEPTH 1600 • HEIGHT 745

STOCKED	MTO
£1696	£2850



## ENT48-16

Triple worktable

WIDTH 4800 • DEPTH 1600 • HEIGHT 745

STOCKED	MTO
£2332	£3987

## STOOLS

Low stools with solid wooden base

WIDTH 380-1200 • DEPTH 380 • HEIGHT 475

### FABRIC BANDS

		A	B	C	D	E	F
ENBU-12	WIDTH 1200	£677	£701	£726	£751	£775	£824
ENB-LS	WIDTH 380	£492	£518	£542	£567	£591	£640



## TOP FINISHES - MTO



**-V1200**  
VOLCANIC BLACK



**-VSR204**  
MANHATTAN  
GREY



**-V11209**  
ROYAL  
WHITE



### ENT48-16-CO

Triple worktable with cutouts for power module

WIDTH 4800 • DEPTH 1600 • HEIGHT 745

MTO

£4368



### ENT16-16-CO

Single worktable with cutout for power module

WIDTH 1600 • DEPTH 1600 • HEIGHT 745

MTO

£1899



### ENT32-16-CO

Double worktable with cutouts for power module

WIDTH 3200 • DEPTH 1600 • HEIGHT 745

MTO

£3103

## POWER MODULES



### APD2PINF/1S/1D/1T-K

2 x UK sockets, 1 x RJ45, 1 x USB

RRP  
£330



### ENDD1-K

2 x UK sockets, 1 x USB

RRP  
£570



### THL-2-S

4 x UK sockets, 2 x USB, 1 x RJ45, 1 x HDMI

RRP  
£1680

Tables are supplied with 132mm x 272mm central cutouts suitable for the above power modules



# CREW

Available in a number of sizes, shapes, and top wood finishes, the Crew table and bench combination provides the perfect answer for a less corporate modern office and promotes a more social aspect to the working day.







## DINING TABLES

Dining tables with solid wooden base

WIDTH 1600-2000 • DEPTH 800-1000 • HEIGHT 755

	MTO	DEPTH	
CT16	£1700	800	WIDTH 1600 ←
CT20L	£2100	1000	WIDTH 2000 ←

## BENCHES

Low bench with upholstered seat pad

WIDTH 1400-1800 • DEPTH 400 • HEIGHT 480

		FABRIC BANDS					
		A	B	C	D	E	F
CBU-14	WIDTH 1400	£942	£1057	£1094	£1143	£1192	£1327
CBU-18	WIDTH 1800	£996	£1119	£1155	£1205	£1252	£1384



## POSEUR TABLES

Poseur tables with solid wooden base

WIDTH 1600-2000 • DEPTH 800-1000 • HEIGHT 755

CODE	WIDTH	DEPTH	MTO
CTP16	1600	800	£1950
CTP-20L	2000	1000	£2350

## ROSCOE STOOLS

High stools with solid wooden frame and upholstered seat pad

WIDTH 530 • DEPTH 440 • HEIGHT 1100

	DESCRIPTION	FABRIC BANDS					
		A	B	C	D	E	F
ROS01-HS-WY-SP	WITHOUT ARMS	£677	£708	£738	£769	£800	£830
ROS01-HSA-WY-SP	WITH ARMS	£738	£769	£800	£830	£860	£893



TOP FINISHES - STOCKED



## CT20L-WS1-O

Dining table with full length power bar in oak with 2 x UK sockets and 2 x USB (A&C) chargers

WIDTH 2000 • DEPTH 1000 • HEIGHT 805

STOCKED MTO  
£4200 £4200




## CTP-20L-WS1-O

Poseur table with full length power bar in oak with 2 x UK sockets and 2 x USB (A&C) chargers

WIDTH 2000 • DEPTH 1000 • HEIGHT 1150

STOCKED MTO  
£5300 £5300



## SWT-SPR

Acoustic screen for tool bar

WIDTH 650 • DEPTH 12 • HEIGHT 300

Orange Silver Grey  
£200 £200



## SWT-PL

Planter box supplied empty

WIDTH 320 • DEPTH 180 • HEIGHT 180

RRP  
£250



## SWT-PLP

Planter box with artificial plants

WIDTH 320 • DEPTH 180 • HEIGHT 180

RRP  
£425





# OTTO

The Otto table and bench system offers a neat meeting space solution for any office breakout space, with its hard-wearing table top and classic leg design. The table and bench combination avoids a mismatched appearance, and adds a consistent look and feel to any space.



# OTTO dining & poseur tables with benches

## FRAME FINISHES



**-K**  
BLACK



**-S**  
SILVER

## TOP FINISHES - STOCKED



**-BW**  
BARCELONA WALNUT



**-KO**  
KENDAL OAK



**-WH**  
WHITE



## BENCHES

Dining benches with metal frame

WIDTH **1050-1650** • DEPTH **350** • HEIGHT **425**

	WIDTH	STOCKED	MTO
<b>LB1050</b>	1050	<b>£391</b>	<b>£558</b>
<b>LB1650</b>	1650	<b>£503</b>	<b>£670</b>

## DINING TABLES

Dining tables with metal frame

WIDTH **1200-1800** • DEPTH **700** • HEIGHT **710**

	WIDTH	STOCKED	MTO
<b>TAOT1200</b>	1200	<b>£558</b>	<b>£837</b>
<b>TAOT1800</b>	1800	<b>£614</b>	<b>£1116</b>

## BENCHES WITH SEAT PAD

Dining benches with metal frame & upholstered seat pad

WIDTH **1050-1650** • DEPTH **350** • HEIGHT **455**

	WIDTH	FABRIC BANDS					
		A	B	C	D	E	F
<b>LBSP1050</b>	1050	<b>£447</b>	<b>£503</b>	<b>£558</b>	<b>£614</b>	<b>£670</b>	<b>£726</b>
<b>LBSP1650</b>	1650	<b>£558</b>	<b>£614</b>	<b>£670</b>	<b>£726</b>	<b>£782</b>	<b>£837</b>



## BENCHES

High benches with metal frame

WIDTH **1050-1650** • DEPTH **350** • HEIGHT **755**

	WIDTH	STOCKED	MTO
<b>HB1050</b>	1050	<b>£485</b>	<b>£664</b>
<b>HB1650</b>	1650	<b>£606</b>	<b>£848</b>

## POSEUR TABLES

Poseur tables with metal frame

WIDTH **1200-1800** • DEPTH **700** • HEIGHT **1190**

	WIDTH	STOCKED	MTO
<b>PTAOT1200</b>	1200	<b>£727</b>	<b>£1022</b>
<b>PTAOT1800</b>	1800	<b>£785</b>	<b>£1453</b>

## BENCHES WITH SEAT PAD

High benches with metal frame & upholstered seat pad

WIDTH **1050-1650** • DEPTH **350** • HEIGHT **785**

	WIDTH	FABRIC BANDS					
		A	B	C	D	E	F
<b>HBSP1050</b>	1050	<b>£606</b>	<b>£658</b>	<b>£711</b>	<b>£764</b>	<b>£816</b>	<b>£869</b>
<b>HBSP1650</b>	1650	<b>£737</b>	<b>£790</b>	<b>£843</b>	<b>£895</b>	<b>£948</b>	<b>£1000</b>





FFEE 2.5  
PRESSO 2.5  
CHIATO 3  
NO 3.5  
URED COFFEE 4  
5  
3.5

Coffee



# SLAB

The Slab table and bench combination makes a real visual impact, with its stylish, chunky, laminated top and leg panels that make it stand out in any breakout space or office canteen. The beauty of the Slab table and bench is all in the finish and colour.

# SLAB dining & poseur tables with benches



## BENCHES

Dining benches with panel ends

WIDTH **1000-2200** • DEPTH **350** • HEIGHT **460**

CODE	WIDTH	MTO
<b>SB10</b>	1000	<b>£800</b>
<b>SB14</b>	1400	<b>£923</b>
<b>SB18</b>	1800	<b>£983</b>
<b>SB22</b>	2200	<b>£1045</b>

## DINING TABLES

Dining tables with panel ends

WIDTH **1200-1800** • DEPTH **700** • HEIGHT **710**

CODE	WIDTH	MTO
<b>STA12</b>	1200	<b>£1720</b>
<b>STA16</b>	1600	<b>£1965</b>
<b>STA20</b>	2000	<b>£2211</b>
<b>STA24</b>	2400	<b>£2455</b>

## BENCHES WITH SEAT PAD

Dining benches with panel ends & upholstered seat pad

WIDTH **1000-2200** • DEPTH **350** • HEIGHT **490**

CODE	WIDTH	FABRIC BANDS					
		A	B	C	D	E	F
<b>SBU10</b>	1000	<b>£860</b>	<b>£893</b>	<b>£923</b>	<b>£971</b>	<b>£1015</b>	<b>£1150</b>
<b>SBU14</b>	1400	<b>£1015</b>	<b>£1039</b>	<b>£1094</b>	<b>£1150</b>	<b>£1198</b>	<b>£1365</b>
<b>SBU18</b>	1800	<b>£1174</b>	<b>£1229</b>	<b>£1260</b>	<b>£1340</b>	<b>£1400</b>	<b>£1603</b>
<b>SBU22</b>	2200	<b>£1229</b>	<b>£1272</b>	<b>£1333</b>	<b>£1366</b>	<b>£1503</b>	<b>£1744</b>



## POSEUR TABLES

Poseur tables with panel ends

WIDTH **1200-1800** • DEPTH **700** • HEIGHT **1190**

CODE	WIDTH	MTO
<b>SPTA12</b>	1200	<b>£1658</b>
<b>SPTA16</b>	1600	<b>£1781</b>

## REMY STOOLS

High upholstered stools with chrome sled frame

WIDTH **460** • DEPTH **470** • HEIGHT **940**

CODE	DESCRIPTION	FABRIC BANDS					
		A	B	C	D	E	F
<b>REM-HS-CS</b>	WITHOUT ARMS	<b>£462</b>	<b>£492</b>	<b>£524</b>	<b>£554</b>	<b>£615</b>	<b>£646</b>
<b>REM-HSA-CS</b>	WITH ARMS	<b>£554</b>	<b>£585</b>	<b>£615</b>	<b>£646</b>	<b>£708</b>	<b>£738</b>



# MEETING SPACES

“Table tops are designed to incorporate power and data capabilities.”





190 Elev8<sup>2</sup> Touch

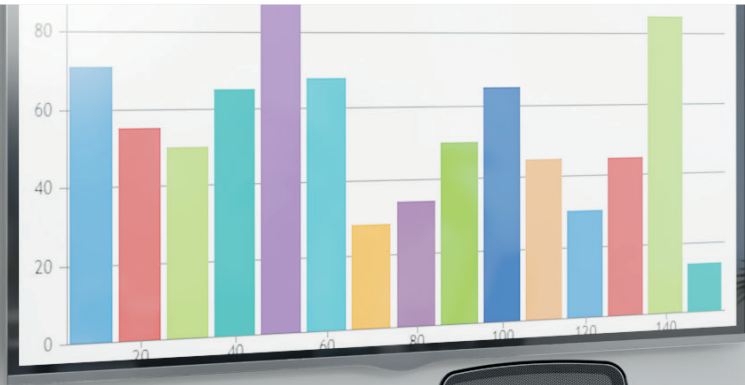
194 Anson

198 Fuze

204 Eternal

212 Folding Leg

216 Designer Tables



# ELEV8<sup>2</sup> TOUCH

The Elev8<sup>2</sup> Touch height adjustable tables combine unique design with versatility to transform corporate spaces into flexible meeting places – enabling users to sit and stand during the average working day.



# ELEV8<sup>2</sup> TOUCH sit-stand tables

## FRAME FINISHES



**-K**  
BLACK



**-S**  
SILVER



**-WH**  
WHITE

## TOP FINISHES STOCKED



**-B**  
BEECH



**-O**  
OAK



**-WH**  
WHITE

**MTO**



**-GO**  
GREY OAK



**-W**  
WALNUT



### EVTBT18

Rectangular height adjustable boardroom table

WIDTH **1800** • DEPTH **1000** • HEIGHT **650-1250**

STOCKED  
**£1684**

MTO  
**£1736**



### EVTBT18-AB

Add-on unit for height adjustable boardroom tables

WIDTH **1800** • DEPTH **1000** • HEIGHT **650-1250**

STOCKED  
**£1496**

MTO  
**£1543**



### EVTBT20

Add-on unit for height adjustable boardroom tables

WIDTH **2000** • DEPTH **1000** • HEIGHT **650-1250**

STOCKED  
**£1819**

MTO  
**£1875**



### EVTBT20-AB

Add-on unit for height adjustable boardroom tables

WIDTH **2000** • DEPTH **1000** • HEIGHT **650-1250**

STOCKED  
**£1629**

MTO  
**£1680**



### EVTBT24

Radial end height adjustable boardroom table

WIDTH **2400** • DEPTH **1000** • HEIGHT **650-1250**

STOCKED  
**£1885**

MTO  
**£1943**



### EVTBT24R

Boat shaped height adjustable boardroom table

WIDTH **2400** • DEPTH **800-1300** • HEIGHT **650-1250**

STOCKED  
**£1885**

MTO  
**£1943**







# ANSON

The Anson range of boardroom tables provides a bold, visual statement in any conference room. Anson creates the right impression for customers, employees, important business contacts, interviewees, and showcases the business in the best possible way.

## TOP FINISH



-BW  
BARCELONA  
WALNUT



## ANS-TBR22

Rectangular executive table

WIDTH 2200 • DEPTH 1200 • HEIGHT 725

BARCELONA WALNUT

£1429



## ANS-TBC12

Circular executive table

WIDTH 1200 • DEPTH 1200 • HEIGHT 725

BARCELONA WALNUT

£1225



## ANS-TBS12

Square executive table

WIDTH 1200 • DEPTH 1200 • HEIGHT 725

BARCELONA WALNUT

£1225





## FUZE

Fuze exemplifies elegance, providing a sophisticated boardroom table design. The simple, flexible design along with the solid oak legs are built to last. The clean, functional lines and co-ordinated table top finish options offer everything you need to be inspired and productive.



# FUZE modular boardroom tables

## FRAME FINISH



**-WH**  
WHITE/OAK LEGS

## TOP FINISHES STOCKED



**-WH**  
WHITE

### MTO



**-GO**  
GREY OAK



**-O**  
OAK



**-WO**  
WHITE/OAK EDGE



## FZBT3216

Rectangular boardroom table

WIDTH **3200** • DEPTH **1600** • HEIGHT **725**

STOCKED

**£1825**

MTO

**£1882**



## FZBT1616

Square boardroom table starter unit

WIDTH **1600** • DEPTH **1600** • HEIGHT **725**

STOCKED

**£1124**

MTO

**£1159**



## FZBT1616-AB

Square boardroom table add-on unit

WIDTH **1600** • DEPTH **1600** • HEIGHT **725**

STOCKED

**£704**

MTO

**£726**



# FUZE power ready modular boardroom tables

## FRAME FINISH



## TOP FINISHES STOCKED



### MTO



### FZBT3216-CO

WIDTH 3200 • DEPTH 1600 • HEIGHT 725

STOCKED  
£1825

MTO  
£1882



### FZBT1616-CO

WIDTH 1600 • DEPTH 1600 • HEIGHT 725

STOCKED  
£1124

MTO  
£1159



### FZBT1616-AB-CO

WIDTH 1600 • DEPTH 1600 • HEIGHT 725

STOCKED  
£704

MTO  
£726

## POWER MODULES



### APD2PINF/1S/1D/1T-K

2 x UK sockets, 1x RJ45, 1 x USB

RRP  
£330



### ENDD1-K

2 x UK sockets, 1 x USB

RRP  
£570



### THL-2-S

4 x UK sockets, 2 x USB, 1 x RJ45, 1 x HDMI

RRP  
£1680

Tables are supplied with 132mm x 272mm central cutouts suitable for the above power modules



# ETERNAL

Eternal is a sophisticated boardroom table collection with robust, customisable options for any meeting room need. Tailor the size, shape, and details for formal or casual settings, with options such as stylish bases, multiple finishes and integrated power.





# ETERNAL boardroom tables

## FRAME FINISHES



**-K**  
BLACK



**-BS**  
BRUSHED STEEL

## TOP FINISHES STOCKED



**-B**  
BEECH



**-WH**  
WHITE

**MTO**



**-GO**  
GREY OAK



**-O**  
OAK



**-W**  
WALNUT



### ETN10C

Circular boardroom table

WIDTH **1000** • DEPTH **1000** • HEIGHT **725**

STOCKED	MTO
<b>£568</b>	<b>£588</b>



### ETN12C

Circular boardroom table

WIDTH **1200** • DEPTH **1200** • HEIGHT **725**

STOCKED	MTO
<b>£629</b>	<b>£645</b>



### ETN10

Square boardroom table

WIDTH **1000** • DEPTH **1000** • HEIGHT **725**

STOCKED	MTO
<b>£439</b>	<b>£464</b>



### ETN10D

D-end boardroom table add-on

WIDTH **1000** • DEPTH **1000** • HEIGHT **725**

STOCKED	MTO
<b>£475</b>	<b>£492</b>



### ETN18 / ETN20

Rectangular boardroom table

WIDTH **1800-2000** • DEPTH **1000** • HEIGHT **725**

		STOCKED	MTO
<b>ETN18</b>	WIDTH 1800	<b>£841</b>	<b>£866</b>
<b>ETN20</b>	WIDTH 2000	<b>£887</b>	<b>£918</b>



### ETN24

Radial end boardroom table

WIDTH **2400** • DEPTH **1000** • HEIGHT **725**

STOCKED	MTO
<b>£1152</b>	<b>£1186</b>



# ETERNAL power ready meeting tables



## ETN10-CO

Square table with cutout for power module

WIDTH **1000** • DEPTH **1000** • HEIGHT **725**

STOCKED

£557

MTO

£578

### FRAME FINISHES



**-K**  
BLACK



**-BS**  
BRUSHED STEEL

### TOP FINISHES STOCKED



**-B**  
BEECH



**-WH**  
WHITE

### MTO



**-GO**  
GREY OAK



**-O**  
OAK



**-W**  
WALNUT



## ETN10C-CO

Circular table with cut-out for power module

WIDTH **1000** • DEPTH **1000** • HEIGHT **725**

STOCKED

£686

MTO

£702



## ETN12C-CO

Circular table with cut-out for power module

WIDTH **1200** • DEPTH **1200** • HEIGHT **725**

STOCKED

£743

MTO

£763

## POWER MODULES



### PX-1

1 x UK socket & 1 x USB fast charge

BLACK £330    WHITE £330



### PL-2

1 x UK socket & 1 x USB fast charge

BLACK £525    WHITE £525



### 79-1

2 x UK sockets & 2 x USB fast charge

BLACK £550    GREY £550    WHITE £550

Tables are supplied with 80mm diameter central cutouts suitable for the above power modules



# ETERNAL power ready boardroom tables



## FRAME FINISHES



**-K**  
BLACK



**-BS**  
BRUSHED STEEL

## TOP FINISHES STOCKED



**-B**  
BEECH



**-WH**  
WHITE



**MTO**  
**-GO**  
GREY OAK



**-O**  
OAK



**-W**  
WALNUT

## ETN24-CO

Radial end table with cut-out for power module

WIDTH **2400** • DEPTH **1000** • HEIGHT **725**

STOCKED  
**£1152**

MTO  
**£1186**



## ETN18-CO

Rectangular table with cut-out for power module

WIDTH **1800** • DEPTH **1000** • HEIGHT **725**

STOCKED  
**£841**

MTO  
**£866**



## ETN20-CO

Rectangular table with cut-out for power module

WIDTH **1800** • DEPTH **1000** • HEIGHT **725**

STOCKED  
**£887**

MTO  
**£918**

## POWER MODULES



## APD2PINF/1S/1D/1T-K

2 x UK sockets, 1x RJ45, 1 x USB

RRP  
**£330**



## ENDD1-K

2 x UK sockets, 1 x USB

RRP  
**£570**



## THL-2-S

4 x UK sockets, 2 x USB, 1 x RJ45, 1 x HDMI

RRP  
**£1680**

Tables are supplied with 132mm x 272mm central cutouts suitable for the above power modules



# FOLDING LEG

When folded, the tables stack together neatly for easy storage. The frame design also offers sufficient leg room for users when sat around the tables.





# FOLDING LEG curved leg tables

## FRAME FINISHES TOP FINISHES

	
<b>-K</b> BLACK	<b>-B</b> BEECH
	
<b>-C</b> CHROME	<b>-GO</b> GREY OAK
	
<b>-S</b> SILVER	<b>-O</b> OAK
	
<b>-WH</b> WHITE	<b>-WH</b> WHITE



## RECTANGULAR

Rectangular table with curved folding legs

WIDTH 1200-1800 • DEPTH 800 • HEIGHT 725

		STOCKED
<b>CFL1200</b>	WIDTH 1200	<b>£440</b>
<b>CFL1400</b>	WIDTH 1400	<b>£455</b>
<b>CFL1600</b>	WIDTH 1600	<b>£473</b>
<b>CFL1800</b>	WIDTH 1800	<b>£531</b>



## SEMI CIRCULAR

Semi circular table with curved folding legs

WIDTH 1600 • DEPTH 800 • HEIGHT 725

<b>CFL1600S</b>	STOCKED
	<b>£530</b>

## FOLDING MECHANISM



Stacking height  
125mm per table  
Stack up to 12 high (1.5m)



Legs fold neatly under top for storage



# BUDDY laptop tables

## TOP FINISHES - STOCKED



**-KO**  
KENDAL OAK



**-WH**  
WHITE



### BUDDY-1-K

Shield shaped laptop table with black frame

WIDTH **460** • DEPTH **500** • HEIGHT **680**

STOCKED	MTO
<b>£300</b>	<b>£450</b>



### BUDDY-1-WH

Shield shaped laptop table with white frame

WIDTH **460** • DEPTH **500** • HEIGHT **680**

STOCKED	MTO
<b>£300</b>	<b>£450</b>



### BUDDY-2-K

Straight laptop table with black frame

WIDTH **300** • DEPTH **500** • HEIGHT **675**

STOCKED	MTO
<b>£250</b>	<b>£350</b>



### BUDDY-2-WH

Straight laptop table with white frame

WIDTH **300** • DEPTH **500** • HEIGHT **675**

STOCKED	MTO
<b>£250</b>	<b>£350</b>



# WORKSTATIONS

“A desk should help to create a productive and focused work zone.”





220 Elev8<sup>2</sup> Touch

226 Fuze

232 Priva

# ELEV8<sup>2</sup> TOUCH

The ability to sit and stand during the average working day has huge health benefits to the user, helping to burn calories, boost energy levels, improve posture, and promote mental well-being.





# ELEV8<sup>2</sup> TOUCH sit-stand desk



## LEG FINISHES



**-K**  
BLACK



**-S**  
SILVER



**-WH**  
WHITE

## TOP FINISHES



**-B**  
BEECH



**-GO**  
GREY OAK



**-O**  
OAK



**-W**  
WALNUT



**-WH**  
WHITE



**-WO**  
WHITE/OAK EDGE

## SINGLE DESK

Twin motor height adjustable desks

WIDTH 1200-1600 • DEPTH 800 • HEIGHT 650-1250

	RRP	
EVT-1200	£1281	WIDTH 1200
EVT-1400	£1306	WIDTH 1400
EVT-1600	£1334	WIDTH 1600

## SINGLE DESK SCREENS

Made to order screens with fitting brackets

WIDTH 1200-1600 • DEPTH 25 • HEIGHT 600

	FABRIC BANDS					
	A	B	C	D	E	F
EV1200	£260	£274	£300	£324	£350	£398
EV1400	£287	£300	£331	£357	£385	£437
EV1600	£319	£331	£361	£389	£421	£477

## EXTRAS



### EV-UCC

Under desk cable management tray

WIDTH 800 • DEPTH 100 • HEIGHT 100

BLACK	SILVER	WHITE
£40	£40	£40



### EV-SN

Cable spiral to carry cables from floor to desktop

WIDTH 80 • DEPTH 80 • HEIGHT 150-1300

BLACK	SILVER	WHITE
£90	£90	£90



### EVT-RET

Height adjustable return desk

WIDTH 800 • DEPTH 600 • HEIGHT 650-1250





RRP
£934



# ELEV8<sup>2</sup> TOUCH back-to-back sit-stand desk



## LEG FINISHES TOP FINISHES

	
<b>-K</b> BLACK	<b>-B</b> BEECH
	
<b>-S</b> SILVER	<b>-GO</b> GREY OAK
	
<b>-WH</b> WHITE	<b>-O</b> OAK
	
	<b>-W</b> WALNUT
	
	<b>-WH</b> WHITE
	
	<b>-WO</b> WHITE/OAK EDGE

## STRAIGHT SCREENS

Made to order screens with fitting brackets

WIDTH 1200-1600 • DEPTH 25 • HEIGHT 600

### FABRIC BANDS

	A	B	C	D	E	F
EVSS-1200	£266	£280	£296	£324	£363	£411
EVSS-1400	£341	£354	£370	£414	£481	£546
EVSS-1600	£376	£406	£435	£487	£587	£666

## BACK-TO-BACK DESKS

Twin motor height adjustable desks

WIDTH 1200-1600 • DEPTH 1650 • HEIGHT 650-1250

### RRP

→	EVTB-1200	£2664	WIDTH 1200	←
→	EVTB-1400	£2731	WIDTH 1400	←
→	EVTB-1600	£2797	WIDTH 1600	←

## CURVED SCREENS

Made to order screens with fitting brackets

WIDTH 1200-1600 • DEPTH 25 • HEIGHT 400-700

### FABRIC BANDS

	A	B	C	D	E	F
EVSC-1200	£280	£296	£310	£336	£372	£422
EVSC-1400	£350	£366	£377	£420	£486	£553
EVSC-1600	£386	£413	£440	£490	£584	£663

## CABLE MANAGEMENT



## CABLE CHANNELS

Shared cable tray with cover

WIDTH 1028-1428 • DEPTH 250 • HEIGHT 100

EV-LCC-854	WIDTH 1028	£137
EV-LCC-1054	WIDTH 1228	£175
EV-LCC-1254	WIDTH 1428	£217



## EV-CHAIN-K

Vertical cable management chain

WIDTH 52 • DEPTH 25 • HEIGHT 1000

RRP  
£104





# FUZE

Increasingly, businesses are moving away from dedicated single employee workspaces, towards more flexible working environments, and bench desk systems are the ideal solution for high density open plan workplaces.



## TOP FINISHES



### SINGLE DESK

Single straight desks 800mm deep

WIDTH **1200-1600** • DEPTH **800** • HEIGHT **725**

<b>FZ128</b>	WIDTH 1200	<b>£860</b>
<b>FZ148</b>	WIDTH 1400	<b>£898</b>
<b>FZ168</b>	WIDTH 1600	<b>£932</b>



### SINGLE BACK-TO-BACK

2 straight 800mm deep desks back-to-back

WIDTH **1200-1600** • DEPTH **1600** • HEIGHT **725**

<b>FZ1216</b>	WIDTH 1200	<b>£1042</b>
<b>FZ1416</b>	WIDTH 1400	<b>£1112</b>
<b>FZ1616</b>	WIDTH 1600	<b>£1147</b>



### DOUBLE BACK-TO-BACK

4 straight 800mm deep desks back-to-back

WIDTH **2400-3200** • DEPTH **1600** • HEIGHT **725**

<b>FZ2416</b>	WIDTH 2400	<b>£1649</b>
<b>FZ2816</b>	WIDTH 2800	<b>£1791</b>
<b>FZ3216</b>	WIDTH 3200	<b>£1863</b>



### TRIPLE BACK-TO-BACK

6 straight 800mm deep desks back-to-back

WIDTH **3600-4800** • DEPTH **1600** • HEIGHT **725**

<b>FZ3616</b>	WIDTH 3600	<b>£2256</b>
<b>FZ4216</b>	WIDTH 4200	<b>£2469</b>
<b>FZ4816</b>	WIDTH 4800	<b>£2574</b>



# FUZE modular wooden bench desks

## TOP FINISHES



**-GO**  
GREY OAK



**-O**  
OAK



**-WH**  
WHITE



**-WO**  
WHITE/OAK EDGE



## STARTER UNITS

2 straight 800mm deep desks back-to-back

WIDTH **1200-1600** • DEPTH **1600** • HEIGHT **725**

<b>FZ1216-SB</b>	WIDTH 1200	<b>£1042</b>
<b>FZ1416-SB</b>	WIDTH 1400	<b>£1112</b>
<b>FZ1616-SB</b>	WIDTH 1600	<b>£1147</b>

## ADD-ON UNITS

2 straight 800mm deep desks with recessed leg

WIDTH **1200-1600** • DEPTH **1600** • HEIGHT **725**

<b>FZ1216-AB</b>	WIDTH 1200	<b>£612</b>
<b>FZ1416-AB</b>	WIDTH 1400	<b>£682</b>
<b>FZ1616-AB</b>	WIDTH 1600	<b>£719</b>

## CABLE MANAGEMENT



### SINGLE CABLE TRAY

Cable management tray for single desks

WIDTH **1000-1400** • DEPTH **100** • HEIGHT **60**

<b>ED12SCT-WH</b>	FITS 1200 WIDE DESK	<b>£82</b>
<b>ED14SCT-WH</b>	FITS 1400 WIDE DESK	<b>£93</b>
<b>ED16SCT-WH</b>	FITS 1600 WIDE DESK	<b>£137</b>



### CENTRAL CABLE TRAY

Shared cable tray which sits central

WIDTH **1000-1400** • DEPTH **320** • HEIGHT **60**

<b>ED12DCT-WH</b>	FITS 1200 WIDE DESK	<b>£146</b>
<b>ED14DCT-WH</b>	FITS 1400 WIDE DESK	<b>£154</b>
<b>ED16DCT-WH</b>	FITS 1600 WIDE DESK	<b>£161</b>



### VERTICAL CABLE RISER

Fits between recessed centre leg supports

WIDTH **188-570** • DEPTH **80** • HEIGHT **520**

<b>FZCR-WH</b>	WIDTH 188-570	<b>£133</b>
----------------	---------------	-------------





# PRIVA

The loss of private space in an open plan work area has inspired the design of the Priva workstations, which can be configured to specific needs and support individual work zones. The repertoire of geometric shapes can be positioned to suit defined spaces.



# PRIVA rectangular workstations




## SMALL WORKSTATION

Study workstation pod

WIDTH	1200	•	DEPTH	1500	•	HEIGHT	1500
-------	------	---	-------	------	---	--------	------

### FABRIC BANDS

	A	B	C	D	E	F
PRV-WS01R	N/A	N/A	N/A	£3250	£3450	£3750




## MEDIUM WORKSTATIONS

Rectangular pod with left or right hand entrance

WIDTH	1200	•	DEPTH	1800	•	HEIGHT	1500
-------	------	---	-------	------	---	--------	------

### FABRIC BANDS

	A	B	C	D	E	F
PRV-WS02R-L LEFT HAND	N/A	N/A	N/A	£4000	£4200	£4500
PRV-WS02R-R RIGHT HAND	N/A	N/A	N/A	£4000	£4200	£4500



## LARGE WORKSTATIONS

Rectangular pod with left or right hand entrance

WIDTH	1400	•	DEPTH	2000	•	HEIGHT	1500
-------	------	---	-------	------	---	--------	------

### FABRIC BANDS

	A	B	C	D	E	F
PRV-WS03R-L LEFT HAND	N/A	N/A	N/A	£4500	£4700	£5000
PRV-WS03R-R RIGHT HAND	N/A	N/A	N/A	£4500	£4700	£5000






## SMALL WORKSTATION

Study angular workstation pod

WIDTH	<b>2000</b>	•	DEPTH	<b>1000</b>	•	HEIGHT	<b>1500</b>
-------	-------------	---	-------	-------------	---	--------	-------------

### FABRIC BANDS

	A	B	C	D	E	F
PRV-WS01A	N/A	N/A	N/A	£2900	£3100	£3400



## MEDIUM WORKSTATIONS

Hexagonal pod with left or right hand entrance

WIDTH	<b>1600</b>	•	DEPTH	<b>1800</b>	•	HEIGHT	<b>1500</b>
-------	-------------	---	-------	-------------	---	--------	-------------

### FABRIC BANDS

		A	B	C	D	E	F
PRV-WS02A-L	LEFT HAND	N/A	N/A	N/A	£3800	£4000	£4300
PRV-WS02A-R	RIGHT HAND	N/A	N/A	N/A	£3800	£4000	£4300



## LARGE WORKSTATIONS

Hexagonal pod with left or right hand entrance

WIDTH	<b>1800</b>	•	DEPTH	<b>2000</b>	•	HEIGHT	<b>1500</b>
-------	-------------	---	-------	-------------	---	--------	-------------

### FABRIC BANDS

		A	B	C	D	E	F
PRV-WS03A-L	LEFT HAND	N/A	N/A	N/A	£4100	£4300	£4600
PRV-WS03A-R	RIGHT HAND	N/A	N/A	N/A	£4100	£4300	£4600



# SEATING

“

A good supportive chair is a long-term investment in a person's health and wellbeing

”





- 242 Shelby
- 244 Holden
- 244 Paxton
- 244 Elise
- 244 Kacey
- 248 Everly
- 250 Suzi
- 252 Harmony
- 254 Strut
- 256 Fundamental
- 258 Remy
- 260 Roscoe
- 264 Tuba
- 270 Ortho Pro
- 272 Tegan
- 276 Solus

# TRIPLE-P

The Triple-P range of performance chairs have been designed to best support the human body, including considerations like posture, comfort, support and health.

Triple-P: performance, posture, professional.





# SHELBY Triple-P Seating



## SHL300K2-G

Grey mesh back chair with grey seat

WIDTH 685 • DEPTH 700 • HEIGHT 990-1080

RRP  
£594



## SHL301K2-G

Grey mesh back chair with grey seat & headrest

WIDTH 685 • DEPTH 700 • HEIGHT 1150-1240

RRP  
£642



## SHL300K2-K

Black mesh back chair with black seat

WIDTH 685 • DEPTH 700 • HEIGHT 990-1080

RRP  
£594



## SHL301K2-K

Black mesh back chair with black seat & headrest

WIDTH 685 • DEPTH 700 • HEIGHT 1150-1240

RRP  
£642

### MECHANISMS



GAS LIFT  
ADJUSTMENT



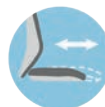
BACK RAKE  
ADJUSTMENT



BACK HEIGHT  
ADJUSTMENT



WEIGHT  
TENSION  
CONTROL



SEAT DEPTH  
ADJUSTMENT



# HOLDEN | PAXTON | ELISE | KACEY Triple-P Seating



## HOL300T1-K

4D adjustable arms

WIDTH 690 • DEPTH 620 • HEIGHT 1250-1330

RRP  
£550



## PAX300T1-K

3D adjustable arms

WIDTH 650 • DEPTH 580 • HEIGHT 1010-1090

RRP  
£475



## ELS300K2-K

Black fabric seat with black mesh back

WIDTH 680 • DEPTH 700 • HEIGHT 1140-1280

RRP  
£798



## KCY400T1-K

Made-to-order seat with black mesh back

WIDTH 635 • DEPTH 600 • HEIGHT 1000-1090

FABRIC BANDS					
A	B	C	D	E	F
£450	£475	£500	£525	£550	£600

### MECHANISMS



GAS LIFT  
ADJUSTMENT

HOL300T1-K  
PAX300T1-K  
ELS300K2-K  
KCY400T1-K



WEIGHT TENSION  
CONTROL

ELS300K2-K  
KCY400T1-K



BACK HEIGHT  
ADJUSTMENT

ELS300K2-K



BACK RAKE  
ADJUSTMENT

ELS300K2-K



SEAT DEPTH  
ADJUSTMENT

PAX300T1-K  
ELS300K2-K  
KCY400T1-K



LUMBAR  
SUPPORT

HOL300T1-K  
PAX300T1-K  
ELS300K2-K  
KCY400T1-K



SYNCHRO SEAT  
& BACK TILT

HOL300T1-K  
PAX300T1-K  
ELS300K2-K  
KCY400T1-K





# MULTI-PURPOSE

Multi-purpose chairs and stools can serve many different purposes, offering a flexible solution when seating is required for various areas in the workspace.



# EVERLY Multi-purpose seating



## EVE100H

Multi-purpose chair with no arms (pack of 2)

WIDTH 425 • DEPTH 540 • HEIGHT 795

£285



## EVE100H-SP

Multi-purpose chair with no arms and seat pad (pack of 2)

WIDTH 425 • DEPTH 540 • HEIGHT 795

FABRIC BANDS					
A	B	C	D	E	F
£450	£460	£470	£480	£490	£520

AVAILABLE IN 4 FINISHES



-AN  
ANTHRACITE GREY



-DG  
DOVE GREY



-OL  
OLIVE GREEN



-WH  
WHITE



## EVE101H

Multi-purpose chair with arms (pack of 2)

WIDTH 545 • DEPTH 540 • HEIGHT 795

£475



## EVE101H-SP

Multi-purpose chair with arms and seat pad (pack of 2)

WIDTH 545 • DEPTH 540 • HEIGHT 795

FABRIC BANDS					
A	B	C	D	E	F
£650	£660	£670	£680	£690	£720



SOLD IN  
PACK OF 2



# SUZI Multi-purpose seating



## 4 STAR BASE

Upholstered chair with chrome swivel base

WIDTH 480 • DEPTH 550 • HEIGHT 850

### FABRIC BANDS

	A	B	C	D	E	F
<b>SUZ100 - NO ARMS</b>						
	£492	£524	£554	£615	£677	£738
<b>SUZ100A - WITH ARMS</b>						
	£554	£585	£615	£677	£738	£800



## WOODEN LEGS

Upholstered chair with conical wooden legs

WIDTH 480 • DEPTH 550 • HEIGHT 840

### FABRIC BANDS

	A	B	C	D	E	F
<b>SUZ200 - NO ARMS</b>						
	£524	£554	£585	£646	£708	£769
<b>SUZ200A - WITH ARMS</b>						
	£615	£646	£677	£738	£800	£860



## SLED FRAME

Upholstered chair with chrome sled base

WIDTH 480 • DEPTH 550 • HEIGHT 830

### FABRIC BANDS

	A	B	C	D	E	F
<b>SUZ300 - NO ARMS</b>						
	£369	£401	£432	£492	£554	£615
<b>SUZ300A - WITH ARMS</b>						
	£492	£524	£554	£615	£677	£738

### BASE COLOURS



-K  
BLACK



-WH  
WHITE



## PYRAMID BASE

Upholstered seat with swivel pyramid base

WIDTH 480 • DEPTH 550 • HEIGHT 830

### FABRIC BANDS

	A	B	C	D	E	F
<b>SUZ400 - NO ARMS</b>						
	£369	£401	£432	£492	£554	£615
<b>SUZ400A - WITH ARMS</b>						
	£492	£524	£554	£615	£677	£738



## MOBILE BASE

Upholstered seat with pyramid base & castors

WIDTH 480 • DEPTH 550 • HEIGHT 830

### FABRIC BANDS

	A	B	C	D	E	F
<b>SUZ500 - NO ARMS</b>						
	£399	£431	£462	£522	£584	£645
<b>SUZ500A - WITH ARMS</b>						
	£522	£554	£584	£645	£707	£768



# HARMONY Multi-purpose seating



## HRM504C

Chrome 4 leg chair

WIDTH 550 • DEPTH 520 • HEIGHT 830

RRP  
£192



## HRM504K

Black 4 leg chair

WIDTH 550 • DEPTH 520 • HEIGHT 830

RRP  
£192



## CHAIR WITH SEAT PAD

4 leg chair with upholstered seat pad

WIDTH 550 • DEPTH 520 • HEIGHT 830

### FABRIC BANDS

	A	B	C	D	E	F
HRM504C - CHROME FRAME	£265	£287	£308	£329	£371	£421
HRM504K - BLACK FRAME	£265	£287	£308	£329	£371	£421



## HRM509C

Chrome sled frame stool

WIDTH 550 • DEPTH 520 • HEIGHT 1160

RRP  
£283



## HRM509C

Chrome sled frame stool with upholstered seat pad

WIDTH 550 • DEPTH 520 • HEIGHT 1160

### FABRIC BANDS

A	B	C	D	E	F
£398	£424	£446	£467	£504	£572

### SHELL COLOURS



-K  
BLACK



-BL  
BLUE



-GR  
GREY



-OR  
ORANGE



# STRUT Multi-purpose seating



## CHAIR

Plastic multi-purpose chair

WIDTH 480 • DEPTH 530 • HEIGHT 850

<b>STR501C</b>	CHROME SLED FRAME	<b>£252</b>
<b>STR502C</b>	CHROME 4 LEG FRAME	<b>£252</b>
<b>STR504W</b>	NATURAL OAK FRAME	<b>£257</b>



## CHAIR WITH SEAT PAD

Plastic multi-purpose chair with seat pad

WIDTH 480 • DEPTH 530 • HEIGHT 850

		FABRIC BANDS					
		A	B	C	D	E	F
<b>STR501C</b>	CHROME SLED FRAME	<b>£350</b>	<b>£370</b>	<b>£380</b>	<b>£390</b>	<b>£410</b>	<b>£430</b>
<b>STR502C</b>	CHROME 4 LEG FRAME	<b>£350</b>	<b>£370</b>	<b>£380</b>	<b>£390</b>	<b>£410</b>	<b>£430</b>
<b>STR504W</b>	NATURAL OAK FRAME	<b>£360</b>	<b>£380</b>	<b>£390</b>	<b>£400</b>	<b>£420</b>	<b>£440</b>



## CHAIR

Plastic multi-purpose stool

WIDTH 480 • DEPTH 530 • HEIGHT 1060

<b>STR601C</b>	CHROME SLED FRAME	<b>£300</b>
<b>STR604W</b>	NATURAL OAK FRAME	<b>£361</b>



## STOOL WITH SEAT PAD

Plastic multi-purpose stool with seat pad

WIDTH 480 • DEPTH 530 • HEIGHT 1060

		FABRIC BANDS					
		A	B	C	D	E	F
<b>STR601C</b>	CHROME SLED FRAME	<b>£400</b>	<b>£420</b>	<b>£440</b>	<b>£450</b>	<b>£465</b>	<b>£525</b>
<b>STR604W</b>	NATURAL OAK FRAME	<b>£421</b>	<b>£435</b>	<b>£446</b>	<b>£459</b>	<b>£471</b>	<b>£535</b>

### SHELL COLOURS





# FUNDAMENTAL Multi-purpose seating



## CH2012-B-C

Wooden chair with beech seat & back

WIDTH 530 • DEPTH 560 • HEIGHT 870

RRP  
£190



## UPHOLSTERED CHAIR

Chrome 4 leg upholstered dining chair

WIDTH 530 • DEPTH 560 • HEIGHT 870

### FABRIC BANDS

	A	B	C	D	E	F
<b>CH2012-BUS-C</b> - BEECH BACK & UPHOLSTERED SEAT	£225	£245	£265	£285	£300	£330
<b>CH2012-F-C</b> - FULLY UPHOLSTERED	£265	£280	£300	£350	£400	£450



## HS2010-B-C

Wooden stool with beech seat & back

WIDTH 515 • DEPTH 550 • HEIGHT 1050

RRP  
£238



## UPHOLSTERED STOOL

Chrome 4 leg upholstered stool

WIDTH 515 • DEPTH 550 • HEIGHT 1050

### FABRIC BANDS

	A	B	C	D	E	F
<b>HS2010-BUS-C</b> - BEECH BACK & UPHOLSTERED SEAT	£280	£300	£320	£340	£360	£380
<b>HS2010-F-C</b> - FULLY UPHOLSTERED	£300	£320	£340	£360	£380	£400



# REMY Multi-purpose seating



## REM-HS-CS

Chrome frame stool without arms

WIDTH 460 • DEPTH 470 • HEIGHT 940

### FABRIC BANDS

A	B	C	D	E	F
£462	£492	£524	£554	£615	£646



## REM-HSA-CS

Chrome frame stool with arms

WIDTH 460 • DEPTH 470 • HEIGHT 940

### FABRIC BANDS

A	B	C	D	E	F
£554	£585	£615	£646	£708	£738



## REM-HS

Oak frame stool without arms

WIDTH 410 • DEPTH 470 • HEIGHT 940

### FABRIC BANDS

A	B	C	D	E	F
£677	£708	£738	£769	£800	£830



## REM-HSA

Oak frame stool with arms

WIDTH 410 • DEPTH 470 • HEIGHT 940

### FABRIC BANDS

A	B	C	D	E	F
£769	£800	£830	£860	£893	£923

### WOOD COLOURS



-K  
BLACK



-O  
OAK



-WH  
WHITE



# ROSCOE Multi-purpose seating



## CHROME FRAME

Chrome 4 leg stool

WIDTH 530 • DEPTH 480 • HEIGHT 1100

ROS02-HS	NO ARMS	£318
ROS02-HSA	FIXED ARMS	£353




## UPHOLSTERED SEAT PAD

Chrome 4 leg stool with seat pad

WIDTH 530 • DEPTH 480 • HEIGHT 1100

FABRIC BANDS						
	A	B	C	D	E	F
ROS02-HS - NO ARMS						
	£401	£432	£462	£492	£524	£554
ROS02-HSA - FIXED ARMS						
	£432	£462	£492	£524	£554	£585

### SHELL COLOURS

-  **-CG**  
CHARCOAL GREY
-  **-IB**  
ICE BLUE
-  **-SB**  
SANDY BEECH
-  **-WY**  
WARM YELLOW



## OAK FRAME

Chrome 4 leg stool

WIDTH 530 • DEPTH 480 • HEIGHT 1100

ROS01-HS	NO ARMS	£585
ROS01-HSA	FIXED ARMS	£630



## UPHOLSTERED SEAT PAD

Chrome 4 leg stool with seat pad

WIDTH 530 • DEPTH 480 • HEIGHT 1100

FABRIC BANDS						
	A	B	C	D	E	F
ROS01-HS - NO ARMS						
	£677	£708	£738	£769	£800	£830
ROS01-HSA - FIXED ARMS						
	£738	£769	£800	£830	£860	£893

Please add shell colour followed by -SP when ordering a seat pad eg. ROS01-HSA-WY-SP



# MEETING

Our range of meeting chair options have been designed to make people feel welcome. The angled lines of these meeting room chairs create an unpretentious, contemporary look that blends well with just about any office space.







## MESH BACK

Cantilever chair with mesh back

WIDTH 550 • DEPTH 620 • HEIGHT 845

### FABRIC BANDS

A B C D E F

TUB300C1-K - BLACK FRAME

£260 £270 £280 £300 £320 £350

TUB300C1-C - CHROME FRAME

£260 £270 £280 £300 £320 £350



## HALF BACK

Cantilever chair with half fabric back

WIDTH 550 • DEPTH 620 • HEIGHT 845

### FABRIC BANDS

A B C D E F

TUB100C1-K - BLACK FRAME

£240 £250 £260 £280 £300 £325

TUB100C1-C - CHROME FRAME

£240 £250 £260 £280 £300 £325



## FULL BACK

Cantilever chair with fabric back

WIDTH 550 • DEPTH 620 • HEIGHT 930

### FABRIC BANDS

A B C D E F

TUB200C1-K - BLACK FRAME

£260 £270 £280 £300 £320 £350

TUB200C1-C - CHROME FRAME

£260 £270 £280 £300 £320 £350



## MESH BACK

4 leg chair with mesh back

WIDTH 550 • DEPTH 620 • HEIGHT 845

### FABRIC BANDS

A B C D E F

TUB304C1-K - BLACK FRAME

£260 £270 £280 £300 £320 £340

TUB304C1-C - CHROME FRAME

£260 £270 £280 £300 £320 £340



## HALF BACK

4 leg chair with half fabric back

WIDTH 550 • DEPTH 620 • HEIGHT 845

### FABRIC BANDS

A B C D E F

TUB104C1-K - BLACK FRAME

£240 £250 £260 £280 £300 £325

TUB104C1-C - CHROME FRAME

£240 £250 £260 £280 £300 £325



## FULL BACK

4 leg chair with fabric back

WIDTH 550 • DEPTH 620 • HEIGHT 930

### FABRIC BANDS

A B C D E F

TUB204C1-K - BLACK FRAME

£250 £260 £270 £290 £310 £330

TUB204C1-C - CHROME FRAME

£250 £260 £270 £290 £310 £330





## MESH BACK

Pyramid base chair with mesh back

WIDTH 550 • DEPTH 620 • HEIGHT 845

### FABRIC BANDS

A B C D E F

TUB302C1-K - BLACK BASE

£350 £360 £370 £390 £410 £430

TUB302C1-WH - WHITE BASE

£350 £360 £370 £390 £410 £430



## HALF BACK

Pyramid base chair with half fabric back

WIDTH 550 • DEPTH 620 • HEIGHT 845

### FABRIC BANDS

A B C D E F

TUB102C1-K - BLACK BASE

£340 £350 £360 £380 £400 £420

TUB102C1-WH - WHITE BASE

£340 £350 £360 £380 £400 £420



## FULL BACK

Pyramid base chair with fabric back

WIDTH 550 • DEPTH 620 • HEIGHT 930

### FABRIC BANDS

A B C D E F

TUB202C1-K - BLACK BASE

£360 £370 £380 £400 £420 £440

TUB202C1-WH - WHITE BASE

£360 £370 £380 £400 £420 £440



## MESH BACK

Mobile chair with mesh back

WIDTH 550 • DEPTH 620 • HEIGHT 845

### FABRIC BANDS

A B C D E F

TUB303C1-K - BLACK FRAME

£370 £380 £390 £410 £430 £450

TUB303C1-WH - WHITE BASE

£370 £380 £390 £410 £430 £450



## HALF BACK

Mobile chair with half fabric back

WIDTH 550 • DEPTH 620 • HEIGHT 845

### FABRIC BANDS

A B C D E F

TUB103C1-K - BLACK FRAME

£370 £380 £390 £410 £430 £450

TUB103C1-WH - WHITE BASE

£370 £380 £390 £410 £430 £450



## FULL BACK

Mobile chair with fabric back

WIDTH 550 • DEPTH 620 • HEIGHT 930

### FABRIC BANDS

A B C D E F

TUB203C1-K - BLACK FRAME

£390 £400 £410 £430 £450 £470

TUB203C1-WH - WHITE BASE

£390 £400 £410 £430 £450 £470



# SEATING FAMILIES

Everybody deserves a good office chair – one that combines the right ergonomic design with advanced functionality for optimum comfort, with hand-selected fabric that coordinates well with any space.





# ORTHO PRO SERIES Seating families



## OP500

Plastic medium back with fabric front

WIDTH 686 • DEPTH 648 • HEIGHT 952-1187

### FABRIC BANDS

	A	B	C	D	E	F
<b>OP500 - NO ARMS</b>						
	£400	£425	£450	£475	£500	£550
<b>OP501 - 4D ADJUSTABLE ARMS</b>						
	£475	£500	£525	£550	£575	£625



## OP600

Full Fabric medium back

WIDTH 686 • DEPTH 648 • HEIGHT 920-1155

### FABRIC BANDS

	A	B	C	D	E	F
<b>OP600 - NO ARMS</b>						
	£450	£475	£500	£525	£550	£600
<b>OP601 - 4D ADJUSTABLE ARMS</b>						
	£525	£550	£575	£600	£625	£675



## OPH600

Full Fabric medium back with headrest

WIDTH 686 • DEPTH 648 • HEIGHT 920-1359

### FABRIC BANDS

	A	B	C	D	E	F
<b>OPH600 - NO ARMS</b>						
	£550	£575	£600	£625	£650	£700
<b>OPH601 - 4D ADJUSTABLE ARMS</b>						
	£625	£650	£675	£700	£725	£775



## OP700

Full Fabric high back

WIDTH 686 • DEPTH 648 • HEIGHT 1168-1333

### FABRIC BANDS

	A	B	C	D	E	F
<b>OP700 - NO ARMS</b>						
	£500	£525	£550	£575	£600	£650
<b>OP701 - 4D ADJUSTABLE ARMS</b>						
	£575	£600	£625	£650	£675	£725

## OPTIONAL EXTRAS



### COCCYX CUT OUT £65

Coccyx cut out reduces the pressure applied to the coccyx at the base of the spine while seated. The foam in the area has been replaced with a lower density to relieve pain.



### INFLATABLE THORAX £35

Inflatable thorax supports the spine in the upper back region by ensuring the gap between the thoracic part of the spine and the back is filled.

### INFLATABLE LUMBAR £35

Inflatable lumbar provides support to the lower back and promotes good ergonomic posture. Inflating the internal lumbar reduces strain on the spine.



### AIR RELEASE SEAT £100

For a softer seat, release the air from the self-inflating seat pad.



### BASE £45

Polished 5 star base.





## FABRIC - PCB

Fabric back PCB operators chair

WIDTH **680** • DEPTH **590** • HEIGHT **1005-1130**

	A	B	C	D	E	F
<b>TGF10-000</b> NO ARMS	£250	£260	£270	£290	£310	£330
<b>TGF11-000</b> 2D ARMS	£300	£315	£325	£340	£360	£380
<b>TGF12-000</b> 3D ARMS	£320	£330	£340	£360	£380	£400

WITH HEADREST

<b>TGFH12-000</b> 3D ARMS	£417	£430	£441	£455	£480	£544
------------------------------	------	------	------	------	------	------



## FABRIC - SYNCHRO

Fabric back synchro operators chair

WIDTH **680** • DEPTH **590** • HEIGHT **1005-1130**

	A	B	C	D	E	F
<b>TGF20-000</b> NO ARMS	£324	£337	£348	£362	£386	£438
<b>TGF21-000</b> 2D ARMS	£386	£398	£411	£422	£447	£507
<b>TGF22-000</b> 3D ARMS	£411	£422	£436	£447	£472	£536

WITH HEADREST

<b>TGFH22-000</b> 3D ARMS	£480	£491	£504	£516	£540	£613
------------------------------	------	------	------	------	------	------



## MESH - PCB

Mesh back PCB operators chair

WIDTH **680** • DEPTH **590** • HEIGHT **1005-1130**

	A	B	C	D	E	F
<b>TGM10-000</b> NO ARMS	£300	£310	£320	£340	£360	£380
<b>TGM11-000</b> 2D ARMS	£350	£360	£370	£390	£410	£430
<b>TGM12-000</b> 3D ARMS	£370	£380	£390	£410	£430	£450



## MESH - SYNCHRO

Mesh back synchro operators chair

WIDTH **680** • DEPTH **590** • HEIGHT **1005-1130**

	A	B	C	D	E	F
<b>TGM20-000</b> NO ARMS	£350	£360	£370	£390	£410	£430
<b>TGM21-000</b> 2D ARMS	£410	£420	£430	£450	£470	£490
<b>TGM22-000</b> 3D ARMS	£430	£440	£450	£470	£490	£510

### MECHANISMS



GAS LIFT  
ADJUSTMENT

**TGF20**  
**TGF10**  
**TGM20**  
**TGM10**



BACK HEIGHT  
ADJUSTMENT

**TGF20**  
**TGF10**  
**TGM20**  
**TGM10**



BACK RAKE  
ADJUSTMENT

**TGF20**  
**TGF10**  
**TGM20**  
**TGM10**



LOCKABLE  
BACK

**TGF20**  
**TGF10**  
**TGM20**  
**TGM10**



WEIGHT TENSION  
CONTROL

**TGF20**  
**TGM20**



ANTI SHOCK  
BACK

**TGM20**  
**TGM10**





## TGF100

Fabric back cantilever meeting chair

WIDTH **640** • DEPTH **550** • HEIGHT **930**

### FABRIC BANDS

A	B	C	D	E	F
£310	£320	£330	£340	£350	£370



## TGF200

Fabric back 4 leg meeting chair

WIDTH **640** • DEPTH **550** • HEIGHT **930**

### FABRIC BANDS

A	B	C	D	E	F
£350	£360	£370	£390	£410	£430



## TGM100

Mesh back cantilever meeting chair

WIDTH **640** • DEPTH **550** • HEIGHT **930**

### FABRIC BANDS

A	B	C	D	E	F
£310	£320	£330	£340	£350	£370



## TGM200

Mesh back 4 leg meeting chair

WIDTH **640** • DEPTH **550** • HEIGHT **930**

### FABRIC BANDS

A	B	C	D	E	F
£350	£360	£370	£380	£400	£420



## SHELL COLOURS



### SLS300

Operator chair with glides

WIDTH 630 • DEPTH 590 • HEIGHT 810-900

#### FABRIC BANDS

	A	B	C	D	E	F
-K	£411	£422	£438	£465	£480	£544
-C	£465	£480	£491	£518	£534	£606



### SLS305

Operator chair with castors

WIDTH 630 • DEPTH 590 • HEIGHT 810-900

#### FABRIC BANDS

	A	B	C	D	E	F
-K	£411	£422	£438	£465	£480	£544
-C	£465	£480	£491	£518	£534	£606



### SLS405

Draughtsman chair with castors

WIDTH 590 • DEPTH 590 • HEIGHT 1000-1090

#### FABRIC BANDS

	A	B	C	D	E	F
-K	£480	£491	£506	£534	£546	£621
-C	£534	£546	£560	£587	£603	£684



### SLS400

Draughtsman chair with glides

WIDTH 590 • DEPTH 590 • HEIGHT 1000-1090

#### FABRIC BANDS

	A	B	C	D	E	F
-K	£480	£491	£506	£534	£546	£621
-C	£534	£546	£560	£587	£603	£684



# SOLUS Seating families

## SHELL COLOURS



### SLS100-K

Meeting chair with black cantilever base

WIDTH 630 • DEPTH 590 • HEIGHT 810-900

#### FABRIC BANDS

A	B	C	D	E	F
£397	£411	£422	£453	£465	£527



### SLS100-C

Meeting chair with chrome cantilever base

WIDTH 630 • DEPTH 590 • HEIGHT 810-900

#### FABRIC BANDS

A	B	C	D	E	F
£422	£438	£453	£480	£491	£558



### SLS200-K

Meeting chair with black 4 leg base

WIDTH 630 • DEPTH 590 • HEIGHT 810-900

#### FABRIC BANDS

A	B	C	D	E	F
£397	£411	£422	£453	£465	£527



### SLS200-C

Meeting chair with chrome 4 leg base

WIDTH 630 • DEPTH 590 • HEIGHT 810-900

#### FABRIC BANDS

A	B	C	D	E	F
£422	£438	£453	£480	£491	£558



A white laptop keyboard and trackpad are positioned on a desk. In the background, there are architectural blueprints with various room layouts and furniture symbols. In the foreground, there are several wood samples of different finishes and colors.

# PROJECT SUPPORT

Selecting the right fabric upholstery for seating, and the right wood finishes for your tables and desks, can seem like a daunting task. It's easy to become overwhelmed when selecting fabrics and laminates as there seem to be an infinite amount of options when it comes to colours, textures and patterns. The workplace's atmosphere and overall appearance will be greatly influenced by the colours and patterns you select for your office furniture.



# INSPIRATION & COLOURS

The workspace – and in particular the products in that space – needs a customised touch. It helps employees create a stronger, more meaningful connection to the workplace. It also fosters an atmosphere that attracts people to the office.

A personalised touch and strategic branding is an effective way to help employees connect with the modern workplace environment.



Colour has a major impact on our emotions and how we act, so it can certainly be used to deliver an inviting office. One of the surest design tips for an interior is to include the natural world. The science shows that nature improves both happiness and creativity.

When people are working longer hours and getting pulled in so many different directions, having softer, more textural materials close to your body is really important to your sense of wellbeing.



# COMBINATIONS & MOODS



Inspiration should do more than make you feel good. It's the foundation of collaborative design.

Mood boards can serve many purposes, starting with organising the inspiration around a project. They can be a valuable resource throughout the design project, to help keep the style and aesthetic consistent and on track with a client's goals and expectations.

Mood boards are also an excellent way to refine a project's style before diving into the actual design process.

Natural light, natural colours and natural products all work together to create the optimum environment for productivity and creativity. Contact with nature and our response to it continues to exercise significant effects on people's physical and mental health, performance, and well-being. Natural products are also more tactile, more versatile, and when it comes to good acoustics, measurably more effective.



## Fabric ranges

Fabric bands and ranges shown below are suitable for soft seating products. For fabric samples, please contact your account manager or sales representative.

### A

<b>Agua</b>	Lavoro
<b>Camira</b>	Era
<b>Inloom</b>	Alba

### B

<b>Agua</b>	Buro	Paint Pot	Stol	Task
<b>Chieftain</b>	Trimcell			
<b>Inloom</b>	One			

### C

<b>Agua</b>	Juno	Libra	Linetta		
<b>Camira</b>	Aspect	Manila	Quest	Vita	X2
<b>Chieftain</b>	Carino	Casco	Just Colour	Pasha	Universal
<b>Inloom</b>	Radio	Time			
<b>Panaz</b>	Alba	Aston	Cadet Colours		

### D

<b>Agua</b>	Cashmir	Taurus	Tones	Fusion	
<b>Camira</b>	Halcyon Cedar	Main Line Flax	Main Line Twist	Mainline Plus	
<b>Chieftain</b>	Carousel	Lionella	Ravel		
<b>Inloom</b>	Jeans	Jet	Jet Bioactive	Riva	Roccia
<b>Panaz</b>	Eve	Highland Plain Colours		Linear	

### E

<b>Agua</b>	Alberta Hyde	Cord	Finezza	Pearl	The 7 Collection	VerdEco	Bouclé	
<b>Camira</b>	24/7+	24/7 Flax	Aquarius	Blazer	Halcyon Aspen/Blossom	Hemp	Intervene	
	Kyoto	Oceanic	Silk	Sumi	Synergy	Track		
<b>Inloom</b>	Milano	Nautilus	Sealife	Spazio				

### F


<b>Agua</b>	Mystique				
<b>Camira</b>	Craggan Flax	Deca	Regent	Yoredale	
<b>Inloom</b>	Corte	Nabucco			

## Wood ranges

We have a selection of MFC wood finishes for our workstations and table ranges, with some products also available with MDF laminate made-to-order tops.

### MFC Wood Finishes

We only use FSC-certified wood when manufacturing our products in-house in the UK, with total traceability for every order. Constructed from a chipboard core and finished with a decorative melamine covering, MFC is a versatile product ideal for use with office furniture.




### MDF Wood Finishes - Altofina Collection

Dazzling and innovative decors, finishes and performance grades have been introduced to mingle with a selection of mainstream decorative laminates. The Altofina laminate collection creates interior spaces that are both brilliantly designed and commercially affordable.

### Colours



### Woods



# IMPORTANT INFORMATION

## Fabric restrictions

Certain soft seating fabrics listed in this guide may not be suitable for use on all soft seating products. We reserve the right to reject orders to make products in selected fabrics if we believe that the fabric is inappropriate for use due to 'fit and form' unsuitability. In this instance we will always recommend a similar fabric that is more suitable for use on that particular product.

## Fabric bands

Please contact our sales team for a price if your preferred fabric choice is not listed. Please make sure you check the suitability of a fabric before recommending a product. If two fabrics are used on one item e.g. two-tone, the cost is calculated on higher of the two fabric bands. All orders for leather are priced on application.

## Fabric colour variations

Whilst every effort is made, no guarantees are made against the minor variations in the colour of commercial fabrics. All striped fabric will be upholstered vertically unless advised otherwise.

## Photographed upholstery

While every effort is made to represent colours accurately, we cannot guarantee the colours you see exactly match the colours of the actual fabric due to printing processes.

## Measurements

All measurements are in millimeters and can have a tolerance of  $\pm 12$ mm on all soft seating. Measurements may vary depending on components used and we reserve the right to change them from time to time.

## Customers own fabrics

Fabrics not listed or customer supplied fabrics need to be approved before acceptance of orders. A pattern charge may apply to some fabrics. We reserve the right to reject fabric that we believe to be unsuitable for the product. We are unable to guarantee any product or fabric supplied by a customer meets fire regulations or standards.

---

## Ordering

For all made-to-order products, it is our policy that once these products have been ordered they cannot be canceled or amended.

## Pricing

All prices shown are in sterling (£) and are subject to current rate of VAT.

## Warranty

All products are guaranteed against manufacturing defects, except for upholstery, castors and mechanisms which are subject to usage related wear and tear. The warranty is effective from the day the product leaves the factory and the supplier reserves the right not to apply the warranty in cases of inappropriate use or when a product has been tampered with by a third party or interventions by non-authorized personnel. All complaints concerning the goods must be made in writing and the company shall undertake to repair any product or part of a product that proves to be faulty.







[socialspacesfurniture.com](https://socialspacesfurniture.com)