

BOARDROOM TABLES

Boardroom tables provide modern executives with the distinctive impression of quality, precision & strength that makes a bold, visual statement in any boardroom. Table tops are designed to incorporate power and data capabilities, embracing the latest technology so you can break away from the predictable, old fashioned conference rooms and create new dimensions in boardroom design.



PRODUCT SPECS

BS EN15372:2016 (selected products)



Product guarantee



Designed & manufactured

OPTIONS



Available from stock



4 week lead time



Electrical accessories

STYLES



Collection of tables shapes designed for each range



ELEV8² TOUCH PAGE 210



ADAPT PAGE 212



FUZE PAGE 214



ARROW HEAD PAGE 216



TRUMPET BASE PAGE 218



ETERNAL PAGE 220




RADIAL LEG PAGE 222




ANSON PAGE 223

WOOD FINISHES


(Selected products)



Beech
(B)



Barcelona Walnut
(BW)




Oak
(O)




White
(WH)

MADE-TO-ORDER

(Selected products)



Grey Oak
(GO)



Walnut
(W)

ELEV8² TOUCH

SIT-STAND BOARDROOM TABLES


The Elev8² Touch height adjustable tables combine unique design with versatility to transform corporate spaces like boardrooms into flexible meeting places. The majority of boardroom meeting are sedentary environments, so you can vary your position from sitting to standing allowing for a variety of postures to be more physically active throughout the meeting.



STOCKED TOP FINISHES



Beech (B)




Oak (O)




White (WH)

MADE-TO-ORDER TOP FINISHES



Grey Oak (GO)



Walnut (W)

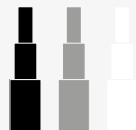
WHY OPT FOR A SIT-STAND SOLUTION?



Twin Motors



Touch button



3 part leg



650-1250



39db

ELEV8² TOUCH

SIT-STAND BOARDROOM TABLES

Rectangular Boardroom Table



| CODE | W | D | H | STOCKED | MTO |
|---------|------|------|----------|---------|-------|
| EVTBT18 | 1800 | 1000 | 650-1250 | £1633 | £1683 |

- Rectangular table 1800mm long with adjustability from 650mm-1250mm
- Powerful twin motors raise and lower the table top at a 39db noise level

Add-on Unit



| CODE | W | D | H | STOCKED | MTO |
|------------|------|------|----------|---------|-------|
| EVTBT18-AB | 1800 | 1000 | 650-1250 | £1451 | £1496 |

- Extend into a modular boardroom table system with single add-on unit and brackets
- The three base columns of the straight and add-on table stay perfectly synced

Rectangular Boardroom Table



| CODE | W | D | H | STOCKED | MTO |
|---------|------|------|----------|---------|-------|
| EVTBT20 | 2000 | 1000 | 650-1250 | £1764 | £1818 |

- Rectangular table 2000mm long with adjustability from 650mm-1250mm
- Powerful twin motors raise and lower the table top at a 39db noise level

Add-on Unit



| CODE | W | D | H | STOCKED | MTO |
|------------|------|------|----------|---------|-------|
| EVTBT20-AB | 2000 | 1000 | 650-1250 | £1580 | £1629 |

- Extend into a modular boardroom table system with single add-on unit and brackets
- The three base columns of the straight and add-on table stay perfectly synced

Boat Shape Boardroom Table



| CODE | W | D | H | STOCKED | MTO |
|----------|------|----------|----------|---------|-------|
| EVTBT24R | 2400 | 800-1300 | 650-1250 | £1828 | £1884 |

- Radial boardroom table with 25mm tops available in a choice of five wood finishes
- Powerful twin motors raise and lower the table top at a 39db noise level

Radial End Boardroom Table



| CODE | W | D | H | STOCKED | MTO |
|---------|------|------|----------|---------|-------|
| EVTBT24 | 2400 | 1000 | 650-1250 | £1828 | £1884 |

- Radial end boardroom table with 25mm tops and impact resistant ABS edging
- Powerful twin motors with a max weight loading of 160kg

FRAMES



STOCKED



MTO

3 week lead time



Please add frame finish followed by table top colour when ordering eg. EVTBT18 with Silver frame in Oak = EVTBT18-S-O

ADAPT

BENCH BOARDROOM TABLES

Beautifully designed and aesthetically pleasing, the Adapt boardroom table comprises a sturdy steel subframe and table tops which take on a floating appearance. Table legs can be shared, making it a cost effective and practical conference collection with robust customisable options for meeting room and boardroom needs.



STOCKED TOP FINISHES




Beech (B)




White (WH)


MADE-TO-ORDER TOP FINISHES



Grey Oak (GO)



Oak (O)



Walnut (W)

POWER READY



ECLIPSE - ENDD1
RRP £570



AERO - APD2PINF/1S/1D/1T-K
RRP £330



THOLUS - THL-2
RRP £1680

Boardroom table tops with the suffix '-CO' are supplied with rectangular cutouts 132mm x 272mm routed into the tops in a central position on the Adapt range of boardroom tables, suitable for the above power modules (mains leads to be ordered separately). See pages 187-189 for more information.

ADAPT

MODULAR BOARDROOM TABLES

Square Boardroom Tables



| CODE | W | D | H | STOCKED | MTO |
|------------|------|------|-----|---------|-------|
| EBT1212 | 1200 | 1200 | 725 | £799 | £840 |
| EBT1616 | 1600 | 1600 | 725 | £981 | £1007 |
| EBT1616-CO | 1600 | 1600 | 725 | £981 | £1007 |



-CO with 132mm x 272mm cutout

- Single square boardroom table with 25mm tops & impact resistant ABS edging
- Sturdy steel framework and bench tops which take on a floating appearance

Add-on Units



| CODE | W | D | H | STOCKED | MTO |
|---------------|------|------|-----|---------|------|
| EBT1212-AB | 1200 | 1200 | 725 | £526 | £539 |
| EBT1616-AB | 1600 | 1600 | 725 | £687 | £705 |
| EBT1616-AB-CO | 1600 | 1600 | 725 | £687 | £705 |



-CO with 132mm x 272mm cutout

- Single straight add-on table with 25mm tops & impact resistant ABS edging
- Recessed leg is positioned in the centre of the tables and can be extended

Rectangular Boardroom Tables



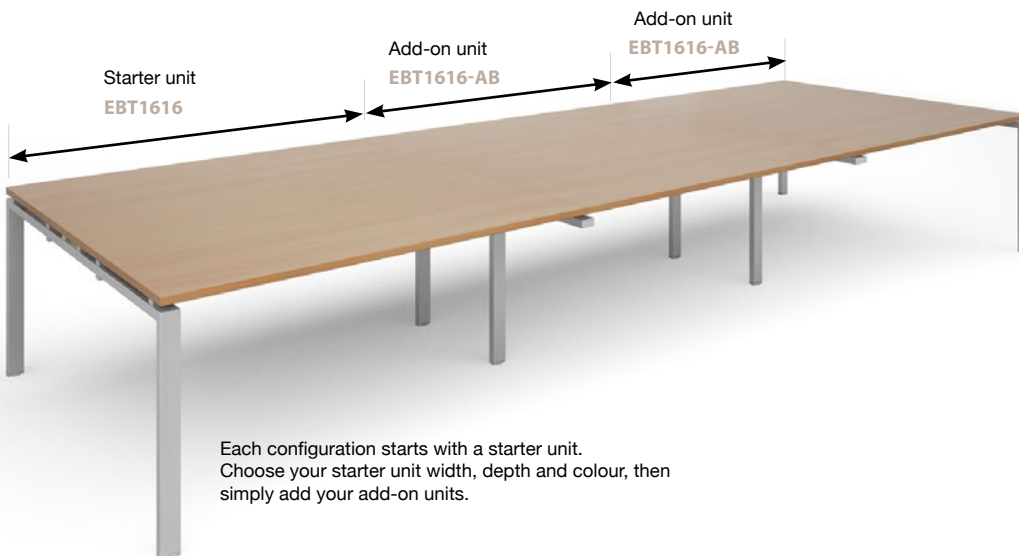
| CODE | W | D | H | STOCKED | MTO |
|------------|------|------|-----|---------|-------|
| EBT2412 | 2400 | 1200 | 725 | £1241 | £1359 |
| EBT3216 | 3200 | 1600 | 725 | £1568 | £1710 |
| EBT3216-CO | 3200 | 1600 | 725 | £1568 | £1710 |




-CO with 132mm x 272mm cutouts

- Rectangular boardroom table with 25mm tops & impact resistant ABS edging
- Extended sturdy steel framework and bench tops which take on a floating appearance

How-to-guide



Each configuration starts with a starter unit. Choose your starter unit width, depth and colour, then simply add your add-on units.



| FRAMES | | | STOCKED | | 3 week lead time | MTO | | |
|-----------|------------|------------|-----------|------------|------------------|---------|------------|--|
| | | | | | | | | |
| Black (K) | Silver (S) | White (WH) | Beech (B) | White (WH) | Grey Oak (GO) | Oak (O) | Walnut (W) | |

Please add frame finish followed by table top colour when ordering eg. EBT1616 with Silver frame in Beech = EBT1616-S-B

FUZE

MODULAR BOARDROOM TABLES


Fuze exemplifies elegance, providing a sophisticated boardroom table design which is the perfect answer for a less corporate modern office. The simple, flexible design naturally assimilates to the task or application at hand and the solid oak legs are built to last. Fuze's clean, functional lines and co-ordinated table top finish options offer everything you need to be inspired and productive.




STOCKED TOP FINISHES



White (WH)



Grey Oak (GO)



Oak (O)



White/Oak Edge (WO)

MADE-TO-ORDER TOP FINISHES

POWER READY



ECLIPSE - ENDD1
RRP £570



AERO - APD2PINF/1S/1D/1T-K
RRP £330



THOLUS - THL-2
RRP £1680

Boardroom table tops with the suffix '-CO' are supplied with rectangular cutouts 132mm x 272mm routed into the tops in a central position on the Fuze range of boardroom tables, suitable for the above power modules (mains leads to be ordered separately). See pages 187-189 for more information.

FUZE

MODULAR BOARDROOM TABLES


Square Boardroom Tables



| CODE | W | D | H | STOCKED | MTO | |
|-------------|------|------|-----|---------|-------|-------------------------------|
| FZBT1616 | 1600 | 1600 | 725 | £1090 | £1124 | -CO with 132mm x 272mm cutout |
| FZBT1616-CO | 1600 | 1600 | 725 | £1090 | £1124 | |

- Single square boardroom table with 25mm tops and steel framework
- Solid oak leg frame provides a modern, stylish twist on boardroom tables

Add-on Units



| CODE | W | D | H | STOCKED | MTO | |
|----------------|------|------|-----|---------|------|-------------------------------|
| FZBT1616-AB | 1600 | 1600 | 725 | £682 | £704 | -CO with 132mm x 272mm cutout |
| FZBT1616-AB-CO | 1600 | 1600 | 725 | £682 | £704 | |

- Single straight add-on unit square table with 25mm tops & solid oak leg frame
- Recessed leg is positioned in the centre of the tables and can be extended

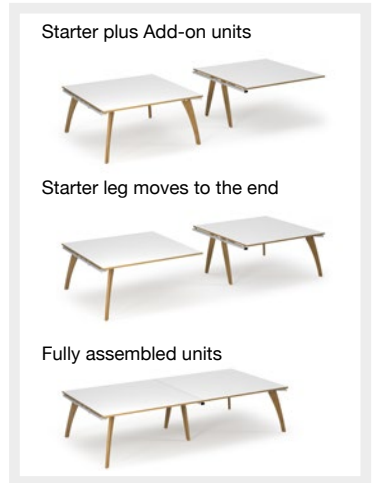
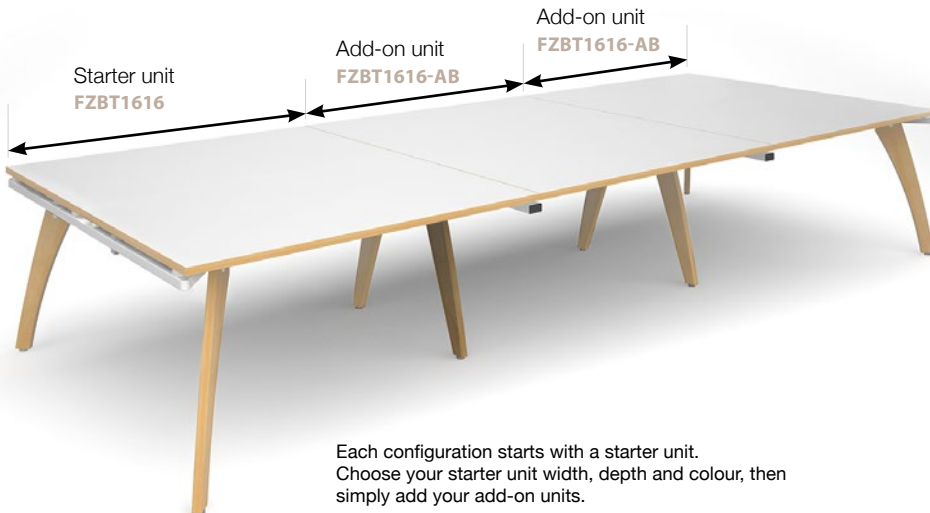
Rectangular Boardroom Tables



| CODE | W | D | H | STOCKED | MTO | |
|-------------|------|------|-----|---------|-------|--------------------------------|
| FZBT3216 | 3200 | 1600 | 725 | £1770 | £1825 | -CO with 132mm x 272mm cutouts |
| FZBT3216-CO | 3200 | 1600 | 725 | £1770 | £1825 | |

- Rectangular boardroom table with 25mm tops and steel framework
- Solid oak leg frame provides a modern, stylish twist on boardroom tables

How-to-guide



Each configuration starts with a starter unit. Choose your starter unit width, depth and colour, then simply add your add-on units.

FRAMES



White (WH)

STOCKED



White (WH)

3 week lead time

MTO



Grey Oak (GO)



Oak (O)



White/Oak (WO)

Please add frame finish followed by table top colour when ordering eg. FZBT1616 with White frame in White/Oak = FZBT1616-WH-WO

ARROW HEAD

ARROW HEAD BOARDROOM TABLES

Simply designed to ensure core functionality, Arrow Head offers versatile tables in a variety of shapes and finishes to suit any boardroom or meeting setting. The Arrow Head leg design offers rigidity and strength with its clean cut lines and balanced proportions. Single tables can be used individually for meetings, or several tables can be grouped together to achieve various room layouts.



STOCKED TOP FINISHES




Beech (B)




White (WH)


MADE-TO-ORDER TOP FINISHES



Grey Oak (GO)



Oak (O)



Walnut (W)

POWER READY



ECLIPSE - ENDD1
RRP £570



AERO - APD2PINF/1S/1D/1T-K
RRP £330



THOLUS - THL-2
RRP £1680

Boardroom table tops with the suffix '-CO' are supplied with rectangular cutouts 132mm x 272mm routed into the tops in a central position on the Arrow Head range of boardroom tables, suitable for the above power modules (mains leads to be ordered separately). See pages 187-189 for more information.

ARROWHEAD

BOARDROOM TABLES

Rectangular Boardroom Tables



| CODE | W | D | H | STOCKED | MTO |
|---------|------|------|-----|---------|------|
| EB18 | 1800 | 1000 | 725 | £572 | £590 |
| EB20 | 2000 | 1000 | 725 | £611 | £631 |
| EB18-CO | 1800 | 1000 | 725 | £572 | £590 |
| EB20-CO | 2000 | 1000 | 725 | £611 | £631 |



-CO with 132mm x 272mm cutout

- Rectangular boardroom table with 25mm tops & impact resistant ABS edging
- Additional modular extensions enable a variety of configurations

Boat Shape Boardroom Table



| CODE | W | D | H | STOCKED | MTO |
|-------|------|----------|-----|---------|------|
| ERB24 | 2400 | 800-1300 | 725 | £817 | £840 |

- Radial boardroom table with 25mm tops & impact resistant ABS edging
- Boat shaped table top available in a choice of five wood finishes

Radial End Boardroom Table



| CODE | W | D | H | STOCKED | MTO |
|---------|------|------|-----|---------|------|
| EB24 | 2400 | 1000 | 725 | £785 | £808 |
| EB24-CO | 2400 | 1000 | 725 | £785 | £808 |



-CO with 132mm x 272mm cutout

- Radial end boardroom table with 25mm tops & impact resistant ABS edging
- Curved table top with arrow head panel legs and adjustable foot levellers

Circular Meeting Table



| CODE | W | D | H | STOCKED | MTO |
|------|------|------|-----|---------|------|
| RT12 | 1200 | 1200 | 725 | £329 | £338 |

- Circular meeting table with 25mm tops & impact resistant ABS edging
- Free standing table with cruciform legs

Radial Extension Table



| CODE | W | D | H | STOCKED | MTO |
|-------|------|------|-----|---------|------|
| EB10D | 1000 | 1000 | 725 | £328 | £338 |

- Radial boardroom extension table with 25mm tops & ABS edging
- To be used together with the rectangular boardroom table and square extensions

Square Extension Table



| CODE | W | D | H | STOCKED | MTO |
|------|------|------|-----|---------|------|
| EB10 | 1000 | 1000 | 725 | £294 | £338 |

- Square boardroom extension table with 25mm tops & ABS edging
- To be used together with the rectangular boardroom table and radial extensions

STOCKED

MTO



Beech (B)

White (WH)

3 week lead time



Grey Oak (GO)

Oak (O)

Walnut (W)

Please add table top colour when ordering eg. EB18 in Grey Oak = EB18GO


TRUMPET BASE

TRUMPET BASE BOARDROOM TABLES

Our trumpet base tables are a modern solution for any boardroom featuring a robust, weighted circular base available in silver, white or chrome that offers the ultimate in strength and durability. Curved and straight table tops are available in a choice of five colour finishes to present your company in the best possible way, whether the need calls for impromptu meetings or creative collaboration.



STOCKED TOP FINISHES




Beech (B)




White (WH)


MADE-TO-ORDER TOP FINISHES



Grey Oak (GO)



Oak (O)



Walnut (W)

POWER READY



ECLIPSE - ENDD1
RRP £570



AERO - APD2PINF/1S/1D/1T-K
RRP £330



THOLUS - THL-2
RRP £1680

Boardroom table tops with the suffix '-CO' are supplied with rectangular cutouts 132mm x 272mm cutouts routed into the tops in a central position on the Trumpet Base range of boardroom tables, suitable for the above power modules (mains leads to be ordered separately). See pages 187-189 for more information.

TRUMPET BASE

BOARDROOM TABLES

Rectangular Boardroom Tables



| CODE | W | D | H | STOCKED | MTO |
|---------|------|------|-----|---------|------|
| TB18 | 1800 | 1000 | 725 | £820 | £840 |
| TB20 | 2000 | 1000 | 725 | £860 | £880 |
| TB18-CO | 1800 | 1000 | 725 | £820 | £840 |
| TB20-CO | 2000 | 1000 | 725 | £860 | £880 |



-CO with 132mm x 272mm cutout

- Rectangular tables 1000mm with 25mm tops & impact resistant ABS edging
- Additional modular extensions enable a variety of configurations

Radial End Boardroom Table



| CODE | W | D | H | STOCKED | MTO |
|---------|------|------|-----|---------|-------|
| TB24 | 2400 | 1000 | 725 | £1117 | £1150 |
| TB24-CO | 2400 | 1000 | 725 | £1117 | £1150 |



-CO with 132mm x 272mm cutout

- Radial end table 1000mm with 25mm tops & impact resistant ABS edging
- Curved table top with steel trumpet base weighted for stability

Circular Boardroom Table



| CODE | W | D | H | STOCKED | MTO |
|-------|------|------|-----|---------|------|
| TB10C | 1000 | 1000 | 725 | £550 | £570 |

- Circular tables with 25mm tops & impact resistant ABS edging
- Free standing table 1000mm with 680mm diameter, weighted trumpet base

Circular Boardroom Table



| CODE | W | D | H | STOCKED | MTO |
|-------|------|------|-----|---------|------|
| TB12C | 1200 | 1200 | 725 | £605 | £620 |

- Circular tables with 25mm tops & impact resistant ABS edging
- Free standing table 1200mm with 680mm diameter, weighted trumpet base

Radial Extension Table



| CODE | W | D | H | STOCKED | MTO |
|-------|------|------|-----|---------|------|
| TB10D | 1000 | 1000 | 725 | £460 | £470 |

- Radial end extension table with 25mm tops & impact resistant ABS edging
- To be used together with the rectangular boardroom table and square extensions

Square Extension Table



| CODE | W | D | H | STOCKED | MTO |
|------|------|------|-----|---------|------|
| TB10 | 1000 | 1000 | 725 | £425 | £440 |

- Square extension table 1000mm with 25mm tops & impact resistant ABS edging
- Can be used as a stand alone table or as a table extension

FRAMES

STOCKED

MTO



Chrome (C)



Silver (S)



White (WH)



Beech (B)



White (WH)

3 week lead time



Grey Oak (GO)



Oak (O)



Walnut (W)

Please add frame finish followed by table top colour when ordering eg. TB10 with Silver frame in Oak = TB10-S-O

ETERNAL

BOARDROOM TABLES

Eternal is a sophisticated boardroom table collection with robust customisable options for all your meeting room needs. Many sizes, shapes, and details let you tailor the look for formal or casual settings, with stylish flat circular bases and cylindrical columns, tops available in five finishes, and integrated power options which makes Eternal a practical choice for supporting technology.



STOCKED TOP FINISHES




Beech (B)




White (WH)


MADE-TO-ORDER TOP FINISHES



Grey Oak (GO)



Oak (O)



Walnut (W)

POWER READY



ECLIPSE - ENDD1
RRP £570



AERO - APD2PINF/1S/1D/1T-K
RRP £330



THOLUS - THL-2
RRP £1680



PIXEL - PX-1
RRP £330



PLUTO - PL-2
RRP £525



INCA - 79-1
RRP £550

Boardroom table tops with the suffix '-CO' are supplied with either a rectangular 272mm x 132mm cutout or 80mm diameter cutout routed into the tops in a central position on the Eternal range of boardroom tables, suitable for the above power modules (mains leads to be ordered separately). See pages 182-189 for more information.

Rectangular Boardroom Tables



| CODE | W | D | H | STOCKED | MTO |
|----------|------|------|-----|---------|------|
| ETN18 | 1800 | 1000 | 725 | £815 | £840 |
| ETN20 | 2000 | 1000 | 725 | £860 | £890 |
| ETN18-CO | 1800 | 1000 | 725 | £815 | £840 |
| ETN20-CO | 2000 | 1000 | 725 | £860 | £890 |



-CO with 132mm x 272mm cutout

- Rectangular tables 1000mm with 25mm tops & impact resistant ABS edging
- Additional modular extensions enable a variety of configurations

Radial End Boardroom Tables



| CODE | W | D | H | STOCKED | MTO |
|----------|------|------|-----|---------|-------|
| ETN24 | 2400 | 1000 | 725 | £1117 | £1150 |
| ETN24-CO | 2400 | 1000 | 725 | £1117 | £1150 |



-CO with 132mm x 272mm cutout

- Radial end table 1000mm with 25mm tops & impact resistant ABS edging
- Curved table top with steel trumpet bases weighted for stability

Circular Boardroom Tables



| CODE | W | D | H | STOCKED | MTO |
|-----------|------|------|-----|---------|------|
| ETN10C | 1000 | 1000 | 725 | £550 | £570 |
| ETN10C-CO | 1000 | 1000 | 725 | £665 | £680 |



-CO with 80mm diameter cutout

- Circular tables with 25mm tops & impact resistant ABS edging
- Free standing table 1000mm with flat circular 680mm diameter base

Circular Boardroom Tables



| CODE | W | D | H | STOCKED | MTO |
|-----------|------|------|-----|---------|------|
| ETN12C | 1200 | 1200 | 725 | £610 | £625 |
| ETN12C-CO | 1200 | 1200 | 725 | £720 | £740 |



-CO with 80mm diameter cutout

- Circular tables with 25mm tops & impact resistant ABS edging
- Free standing table 1200mm with flat circular 680mm diameter base

Radial Extension Table



| CODE | W | D | H | STOCKED | MTO |
|--------|------|------|-----|---------|------|
| ETN10D | 1000 | 1000 | 725 | £460 | £477 |

- Radial end extension table with 25mm tops & impact resistant ABS edging
- To be used together with the rectangular boardroom table and square extensions

Square Extension Tables



| CODE | W | D | H | STOCKED | MTO |
|----------|------|------|-----|---------|------|
| ETN10 | 1000 | 1000 | 725 | £425 | £450 |
| ETN10-CO | 1000 | 1000 | 725 | £540 | £560 |



-CO with 80mm diameter cutout

- Square extension table 1000mm with 25mm tops & ABS edging
- Can be used as a stand alone table or as a table extension

FRAMES



Black (K) Brushed Steel (BS)

STOCKED



Beech (B) White (WH)

3 week lead time

MTO



Grey Oak (GO) Oak (O) Walnut (W)

Please add frame finish followed by table top colour when ordering eg. ETN18 with Black frame in Grey Oak = ETN18-K-GO

RADIAL LEG

BOARDROOM TABLES



Radial leg tables are defined by clean lines and a simple leg design which provide a place to gather, an area to create, or a spot to focus. Simplistic yet robust, the round tubular screw in legs, available in chrome, silver, black and white, complement the 25mm table tops to suit any intended space, with a choice of 3 boardroom tables sizes to meet the demands of any user group.

Circular and radial end meeting tables with radial screw-in legs

Can also be used as a cafe/dining table in any workplace setting

Curved table top for boardrooms with six radial screw-in legs

Radial end table with 25mm tops & impact resistant ABS edging



| CODE | DESCRIPTION | W | D | H | RRP |
|-----------------|-------------|------|------|-----|-------------|
| DRL1000C | Circular | 1000 | 1000 | 725 | £387 |
| DRL1200C | Circular | 1200 | 1200 | 725 | £414 |
| DRL2400 | Radial end | 2400 | 1000 | 725 | £493 |



Please add leg finish followed by table top colour when ordering eg. **DRL2400** with Black legs in Oak = **DRL2400-K-O**

ANSON

BOARDROOM TABLES



The boardroom is an integral part of any office and it's the room where it all happens and the Anson range of boardroom tables provide attendees with the distinctive impression of quality, precision & strength that makes a bold, visual statement in any conference room. Create the right impression for customers, employees, important business contacts, interviewees, and showcase the business in the best possible way with Anson tables.

Makes a bold, visual statement in any conference room and create a space with a beautiful aesthetic

Circular, square and rectangular table top options with clean lines and an elegant, sleek design

Offer a versatile whole room solution and bring a timeless appeal to the executive space

Two-tone designer leg frames complement the stylish Barcelona Walnut table tops



ANS-TBC12

ANS-TBS12

ANS-TBR22

| CODE | DESCRIPTION | W | D | H | RRP |
|-----------|-------------|------|------|-----|-------|
| ANS-TBC12 | Circular | 1200 | 1200 | 725 | £1200 |
| ANS-TBS12 | Square | 1200 | 1200 | 725 | £1200 |
| ANS-TBR22 | Rectangular | 2200 | 1200 | 725 | £1400 |



Barcelona Walnut (BW)

Please add table top colour when ordering eg. **ANS-TBS12** in Barcelona Walnut = **ANS-TBS12-BW**

MODULAR MEETING TABLES

Meeting room tables offer the ability to quickly and easily configure a room to meet the demands of any user group, with a selection of leg styles and frames that can be folded quickly and easily to store away when not in use. From private workspaces to collaborative gathering points, the clean, functional lines and vast mix of configuration options offer everything needed for employees to be inspired and productive.



PRODUCT SPECS

BS EN15372:2016 (selected products)



Product guarantee



Designed & manufactured

OPTIONS



Available from stock

STYLES

RECTANGULAR

SQUARE

SEMI
CIRCULAR

Collection of tables shapes designed for each range



DELUXE FLIPTOP PAGE 226



FLIPTOP PAGE 228



STRAIGHT FOLDING LEG PAGE 230



CURVED FOLDING LEG PAGE 232




RADIAL LEG PAGE 234




FLEXI 25 PAGE 236


WOOD FINISHES



Beech
(B)



Grey Oak
(GO)



Oak
(O)



White
(WH)


DELUXE FLIPTOP

MODULAR MEETING TABLES


Our deluxe fliptop tables allow you to create dynamic spaces for people to easily meet and collaborate. The full tilting underframe and user friendly, pivoted release mechanism ensures a smooth, controlled flipping action, with heavy duty castors that lock securely into place when tables are in use, and allow for easy manoeuvrability when the fliptop tables are nested together for convenient storage.




STOCKED TOP FINISHES



Beech
(B)



Grey Oak
(GO)



Oak
(O)



White
(WH)

FRAME FINISHES



Black (K)



Silver (S)



White (WH)

DELUXE FLIPTOP

MODULAR MEETING TABLES

Rectangular Deluxe Fliptop Tables



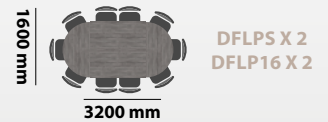
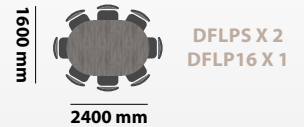
| CODE | W | D | H | RRP |
|---------------|------|-----|-----|-------------|
| DFLP12 | 1200 | 800 | 725 | £727 |
| DFLP14 | 1400 | 800 | 725 | £739 |
| DFLP16 | 1600 | 800 | 725 | £783 |

- Rectangular tables 800mm deep with a folding table top for easy storage
- Fliptop to manoeuvre between tight spaces and nest together

Semi-Circular Deluxe Fliptop Table



Example layouts



| CODE | W | D | H | RRP |
|--------------|------|-----|-----|-------------|
| DFLPS | 1600 | 800 | 725 | £818 |

- Semi-circular tables 800mm deep with a tilting frame for easy storage
- Modular tables for multiple configurations with lockable castors

Nesting Deluxe Fliptop Tables



215mm gap in between tables when nested together



Black (K)



Silver (S)



White (WH)



Beech (B)



Grey Oak (GO)



Oak (O)



White (WH)

Please add frame finish followed by table top colour when ordering eg. **DFLP16** with White frame in Grey Oak = **DFLP16-WH-GO**


FLIPTOP

MODULAR MEETING TABLES


Fliptop tables are an excellent choice for conference, office, meeting and training facilities with the ability to quickly and easily configure a room. Incorporating a simple, thumb wheel release mechanism, the fliptop table frames provide a reliable, cost-effective and space saving solution within all workplace environments. Then you can simply fold down and roll away until needed again.




STOCKED TOP FINISHES



Beech
(B)



Grey Oak
(GO)



Oak
(O)



White
(WH)

FRAME FINISHES



Silver (S)

FLIPTOP

MODULAR MEETING TABLES

Rectangular Fliptop Tables



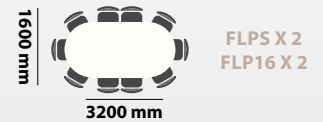
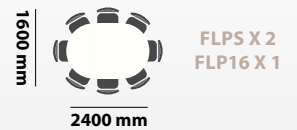
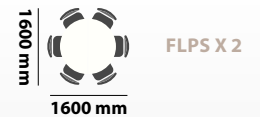
| CODE | W | D | H | RRP |
|-------|------|-----|-----|------|
| FLP12 | 1200 | 800 | 725 | £422 |
| FLP14 | 1400 | 800 | 725 | £437 |
| FLP16 | 1600 | 800 | 725 | £465 |

- Rectangular tables 800mm deep with a folding table top for easy storage
- Fliptop to manoeuvre between tight spaces and nest together

Semi-Circular Fliptop Table



Example layouts



| CODE | W | D | H | RRP |
|------|------|-----|-----|------|
| FLPS | 1600 | 800 | 725 | £481 |

- Semi-circular tables 800mm deep with a tilting frame for easy storage
- Modular tables for multiple configurations with lockable castors

Fliptop Tilting Underframe



215mm gap in between tables when nested together



Silver (S)



Beech (B)



Grey Oak (GO)



Oak (O)



White (WH)

Please add frame finish followed by table top colour when ordering eg. **FLP16** with Silver frame in White = **FLP16-S-WH**

STRAIGHT LEG

FOLDING MODULAR MEETING TABLES


Straight folding leg tables combine simplistic good looks with versatility and are ideal for use in meeting rooms, conference suites and exhibitions. A click button mechanism on the underside of the table means the folding frame, available in different finish options, can be folded neatly within the footprint of the table top, offering easy manoeuvrability and convenient storage.




STOCKED TOP FINISHES



Beech
(B)



Grey Oak
(GO)



Oak
(O)



White
(WH)

FRAME FINISHES



Black (K)



Chrome (C)



Silver (S)



White (WH)

STRAIGHT LEG

FOLDING MODULAR MEETING TABLES

Rectangular Folding Leg Tables



| CODE | W | D | H | RRP |
|---------|------|-----|-----|------|
| SFL1200 | 1200 | 800 | 725 | £431 |
| SFL1400 | 1400 | 800 | 725 | £445 |
| SFL1600 | 1600 | 800 | 725 | £463 |
| SFL1800 | 1800 | 800 | 725 | £520 |

- Rectangular tables 800mm deep with folding tubular legs
- Folding frame for easy handling and storage when not in use

Semi-Circular Folding Leg Table



Example layouts



| CODE | W | D | H | RRP |
|----------|------|-----|-----|------|
| SFL1600S | 1600 | 800 | 725 | £519 |

- Semi-circular tables 800mm deep with folding tubular straight frame
- Modular tables for multiple configurations with steel frame and legs

Straight Folding Legs Storage



STACKING HEIGHT
125mm per table
Stack up to 12 high (1.5m)



Black (K)



Chrome (C)



Silver (S)



White (WH)



Beech (B)



Grey Oak (GO)



Oak (O)



White (WH)

Please add frame finish followed by table top colour when ordering eg. SFL1600 with Black frame in Grey Oak = SFL1600-K-GO


CURVED LEG

FOLDING MODULAR MEETING TABLES


Curved folding leg tables combine stylish good looks with versatility and are ideal for use in meeting rooms, conference suites and exhibitions. When folded, the tables stack together neatly for easy storage. The frame design also offers sufficient leg room for users when sat around the tables, and can be used stand-alone or together with the rectangular and semi-circular tables to create your layout.




STOCKED TOP FINISHES



Beech
(B)



Grey Oak
(GO)



Oak
(O)



White
(WH)

FRAME FINISHES



Black (K)



Chrome (C)



Silver (S)



White (WH)

CURVED LEG

FOLDING MODULAR MEETING TABLES

Rectangular Folding Leg Tables



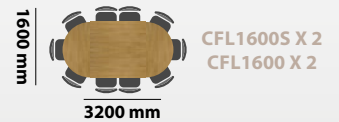
| CODE | W | D | H | RRP |
|----------------|------|-----|-----|-------------|
| CFL1200 | 1200 | 800 | 725 | £431 |
| CFL1400 | 1400 | 800 | 725 | £445 |
| CFL1600 | 1600 | 800 | 725 | £463 |
| CFL1800 | 1800 | 800 | 725 | £520 |

- Rectangular tables 800mm deep with folding tubular curved frame
- Folding frame for easy handling and storage when not in use

Semi-Circular Folding Leg Table



Example layouts



| CODE | W | D | H | RRP |
|-----------------|------|-----|-----|-------------|
| CFL1600S | 1600 | 800 | 725 | £519 |

- Semi-circular tables 800mm deep with folding tubular curved frame
- Modular tables for multiple configurations with steel frame and legs

Curved Folding Leg Mechanism



Please add frame finish followed by table top colour when ordering eg. **CFL1600** with White frame in Oak = **CFL1600-WH-O**

RADIAL LEG

MODULAR MEETING TABLES

Radial leg tables are defined by clean lines and a simple leg design which provide a place to gather, an area to create, or a spot to focus. Simplistic yet robust, the round tubular screw in legs, available in chrome, silver, black and white, complement the 25mm table tops to suit any intended space, with a variety of configurations to meet the demands of any user group.




STOCKED TOP FINISHES




Barcelona Walnut (BW)




Beech (B)



Grey Oak (GO)



Kendal Oak (KO)



Oak (O)



Onyx Grey (OG)



White (WH)

FRAME FINISHES



Black (K)



Chrome (C)



Silver (S)



White (WH)

RADIAL LEG

MODULAR MEETING TABLES

Straight Radial Leg Tables



| CODE | W | D | H | RRP |
|----------------|------|-----|-----|-------------|
| DRL800 | 800 | 800 | 725 | £304 |
| DRL1200 | 1200 | 800 | 725 | £313 |
| DRL1400 | 1400 | 800 | 725 | £333 |
| DRL1600 | 1600 | 800 | 725 | £355 |
| DRL1800 | 1800 | 800 | 725 | £412 |

- Straight tables 800mm deep with radial legs
- Deluxe radial legs which screw into the table tops to suit any meeting space

Semi-Circular Radial Leg Table



Example layouts



| CODE | W | D | H | RRP |
|-----------------|------|-----|-----|-------------|
| DRL1600S | 1600 | 800 | 725 | £412 |

- Semi-circular tables 800mm deep with radial screw-in legs
- Modular tables for multiple configurations with 60mm diameter legs

How-to Guide



Black (K) Chrome (C) Silver (S) White (WH) Barcelona Walnut (BW) Beech (B) Grey Oak (GO) Kendal Oak (KO) Oak (O) Onyx Grey (OG) White (WH)

Please add leg finish followed by table top colour when ordering eg. **DRL1600** with Black legs in Barcelona Walnut = **DRL1600-K-BW**

FLEXI 25

MODULAR MEETING TABLES

Our flexible meeting table solutions are suitable for a wide range of applications to cater for all of your office needs. Offering complete mobility and functionality, our Flexi tables are solid, reliable and built to last. Available in a wide range of sizes, 25mm table top finishes and with a choice of silver or graphite powder coated steel frames, Flexi tables can be used in multiple combinations for all styles of meetings.




STOCKED TOP FINISHES



Beech
(B)



Grey Oak
(GO)



Oak
(O)



White
(WH)

FRAME FINISHES



Graphite (G)



Silver (S)

FLEXI 25

MODULAR MEETING TABLES

Silver Leg Flexi-Tables



| CODE | W | D | H | RRP |
|-----------|------|-----|-----|-------------|
| FLT800-S | 800 | 800 | 725 | £170 |
| FLT1200-S | 1200 | 800 | 725 | £181 |
| FLT1400-S | 1400 | 800 | 725 | £197 |
| FLT1600-S | 1600 | 800 | 725 | £212 |
| FLT1800-S | 1800 | 800 | 725 | £228 |

- 800mm deep tables with silver frame supplied flat packed
- Spiral stacking option for easy, convenient storage

Graphite Leg Flexi-Tables



| CODE | W | D | H | RRP |
|-----------|------|-----|-----|-------------|
| FLT800-G | 800 | 800 | 725 | £170 |
| FLT1200-G | 1200 | 800 | 725 | £181 |
| FLT1400-G | 1400 | 800 | 725 | £197 |
| FLT1600-G | 1600 | 800 | 725 | £212 |
| FLT1800-G | 1800 | 800 | 725 | £228 |

- 800mm deep tables with graphite frame supplied flat packed
- Spiral stacking option for easy, convenient storage

Spiral Stacking



STACKING HEIGHT
Offset stacking up to 8 high
(1125mm high)



Graphite (G)



Silver (S)



Beech (B)



Grey Oak (GO)



Oak (O)



White (WH)

Please add frame finish followed by table top colour when ordering eg. FLT1600-S with Silver frame in Oak = FLT1600-S-O

TABLE LINK

MECHANISM



The table linking mechanism allows you to easily connect and disconnect multiple meeting tables in no time flat, ensuring a tight, stable and level conference table combination to complement any meeting space. The low profile design of the linking mechanism quickly and easily locks into place and can be used with fliptop, folding leg and radial leg tables of all shapes and sizes.

Easy to fit table top linking mechanism with a quick release mechanism

Use when creating table configurations to ensure the table tops are level

Can be used with fliptop, folding leg and radial leg tables

Linking device for use with meeting table configurations



| CODE | DESCRIPTION | RRP |
|--------|-------------|-----|
| TVLOCK | Table link | £40 |



Black

MOBY

MOBILE MEDIA UNIT



Catering to modern day office needs, the Moby mobile multi-media unit has all you can ask for in good looks as well as practicality. Moby makes it easy to collaborate and share information in presentations, brainstorming, or classroom settings. Sturdy, strong and easy to move around, it can be used with a TV up to 52", with power module and removable side panels for access to power and hiding unsightly wires.

Optimise the time spent in meetings or presentations in the modern office

TV bracket offers the ideal mounting space for screens TV's from 17-37.5" (TV not included)

Power module, TV bracket and shelf for a multi-functional flexible unit

Supplied with internal power module with 2 x UK plug and HDMI socket



| CODE | DESCRIPTION | W | D | H | MTO |
|---------------|--|-----|-----|------|-------|
| MBY808-WHO-BK | Unit with shelf, power module and tv bracket | 800 | 500 | 1800 | £1500 |

MTO

6 week lead time



CAFE & DINING

TABLES

Dining tables bring people together, inspiring conversation and collaboration. Whether it's to grab a bite to eat or engage in lively conversation, the range of dining tables are perfect for cafes, lounges, canteens - anywhere people gather. The extremely versatile and very adaptable tables offer users a comfortable dining position for eating or alternatively for some time away from your desk working.



PRODUCT SPECS



Product guarantee



Designed & manufactured

OPTIONS



Available from stock



4 week lead time



Electrical accessories

STYLES

RECTANGULAR

SQUARE

CIRCULAR

SHIELD

Collection of tables shapes designed for each range



MONZA PAGE 242



BRESCIA PAGE 248



EROS PAGE 248



PISA PAGE 250



GENOA PAGE 253




ROMA PAGE 254




LAPTOP PAGE 255


STOCKED WOOD FINISHES




Barcelona Walnut (**BW**)




Beech (**B**)




Grey Oak (**GO**)



Kendal Oak (**KO**)



Oak (**O**)



White (**WH**)


MONZA

COFFEE, DINING & POSEUR TABLES

Classic, contemporary and refined are the words most often used to describe the Monza range. Tables are available in coffee and poseur table formats as well as standard height meeting or dining tables. With its slim profile base and tubular column, Monza has a timeless design that never goes out of style, and the choice of circular, square or rectangular tops allows for customisation of design and function.




FINISHES




Barcelona Walnut (BW)




Beech (B)



Grey Oak (GO)



Kendal Oak (KO)



Oak (O)



White (WH)



4 week lead time

BASE FINISHES



Black (K)



Brushed Steel (BS)



White (WH)

Circular Tables with Flat Round Base

| CODE | DESCRIPTION | W | D | H | STOCKED | MTO |
|--------|-------------|-----|-----|------|---------|------|
| MCC800 | Coffee | 800 | 800 | 490 | £355 | £636 |
| MDC800 | Dining | 800 | 800 | 725 | £355 | £742 |
| MPC800 | Poseur | 800 | 800 | 1110 | £422 | £848 |

- Circular tables with 25mm table top
- Single column with flat round base



Square Tables with Flat Round Base

| CODE | DESCRIPTION | W | D | H | STOCKED | MTO |
|--------|-------------|-----|-----|------|---------|------|
| MCS800 | Coffee | 800 | 800 | 490 | £355 | £742 |
| MDS800 | Dining | 800 | 800 | 725 | £404 | £848 |
| MPS800 | Poseur | 800 | 800 | 1110 | £530 | £954 |

- Square table with 25mm table top
- Single column with flat round base



Rectangular Tables with Flat Round Bases

| CODE | W | D | H | STOCKED | MTO | CODE | W | D | H | STOCKED | MTO | CODE | W | D | H | STOCKED | MTO |
|---------|------|-----|------|---------|-------|---------|------|-----|-----|---------|-------|---------|------|-----|-----|---------|-------|
| MPR1200 | 1200 | 800 | 1110 | £731 | £1166 | MDR1200 | 1200 | 800 | 725 | £649 | £1060 | MCR1200 | 1200 | 800 | 490 | £621 | £954 |
| MPR1400 | 1400 | 800 | 1110 | £761 | £1272 | MDR1400 | 1400 | 800 | 725 | £677 | £1166 | MCR1400 | 1400 | 800 | 490 | £649 | £1060 |
| MPR1600 | 1600 | 800 | 1110 | £789 | £1378 | MDR1600 | 1600 | 800 | 725 | £704 | £1272 | MCR1600 | 1600 | 800 | 490 | £677 | £1166 |
| MPR1800 | 1800 | 800 | 1110 | £816 | £1484 | MDR1800 | 1800 | 800 | 725 | £731 | £1378 | MCR1800 | 1800 | 800 | 490 | £704 | £1272 |

- Rectangular poseur table with 25mm table top
- Double column with flat round base



BASES

STOCKED

MTO



Black (K) | Brushed Steel (BS) | White (WH) | Barcelona Walnut (BW) | Beech (B) | Grey Oak (GO) | Kendal Oak (KO) | Oak (O) | White (WH) | Laminate

Please add base finish followed by table top colour when ordering eg. MDR1600 with White base in Kendal Oak = MDR1600-WH-KO

POWER READY

POWER READY CAFE & DINING TABLES

Furniture and equipment that allows quick set-up and connections is a high priority so people can pick up where they left off in another working area. Table tops with circular cutouts are designed to incorporate power and data capabilities to transform office canteens and dining spaces, where employees can take their laptops, tablets and phones with them for a more connected, advanced working environment.



STOCKED MFC TOP FINISHES



Beech (B)



White (WH)

MADE-TO-ORDER TOP FINISHES



4 week
lead time

BASE FINISHES



Brushed Steel (B5)

Circular Tables with Cutouts

| CODE | DESCRIPTION | W | D | H | STOCKED | MTO |
|-----------|-------------|-----|-----|------|---------|------|
| MCC800-CO | Coffee | 800 | 800 | 480 | £459 | £742 |
| MDC800-CO | Dining | 800 | 800 | 725 | £459 | £848 |
| MPC800-CO | Poseur | 800 | 800 | 1110 | £542 | £954 |

- Circular 800mm table with 80mm central cutout for power modules
- Single column with flat round base



Power Modules



Please note:
Mains lead to be ordered separately

| CODE | DESCRIPTION | W | D | H | RRP |
|----------|-------------|-----|-----|---|-----|
| ION-1-K | Black | 100 | 100 | 2 | £75 |
| ION-1-WH | White | 100 | 100 | 2 | £75 |

- Ultra-compact Ion power unit to fit in 80mm table cutout
- 1 x UK socket, 1 x USB Charger (type A)

BASE

STOCKED

MTO



Brushed Steel (BS)



Beech (B)



White (WH)



Laminate

Please add base finish followed by table top colour when ordering eg. MCC800-CO with Brushed Steel base in Beech = MCC800-CO-BS-B

BRESCIA

COFFEE, DINING & POSEUR TABLES

The Brescia collection of tables features simple, contemporary lines and its expansive product offering supports virtually any workplace environment. Brescia tables are offered in a variety of sizes, shapes and heights. Supporting the 25mm table tops, available in 6 finishes, is a matching central column and slim square base which wouldn't look out of place in any modern workplace.




FINISHES




Barcelona Walnut (BW)




Beech (B)



Grey Oak (GO)



Kendal Oak (KO)



Oak (O)



White (WH)



4 week lead time

BASE FINISHES



Black (K)



Brushed Steel (BS)



White (WH)


BRESCIA

COFFEE, DINING & POSEUR TABLES

Circular Tables with Flat Square Base

| CODE | DESCRIPTION | W | D | H | STOCKED | MTO |
|--------|-------------|-----|-----|------|---------|------|
| BCC800 | Coffee | 800 | 800 | 490 | £340 | £636 |
| BDC800 | Dining | 800 | 800 | 725 | £340 | £742 |
| BPC800 | Poseur | 800 | 800 | 1110 | £408 | £848 |


- Circular tables with 25mm table top
- Single column with flat square base



Square Tables with Flat Square Base

| CODE | DESCRIPTION | W | D | H | STOCKED | MTO |
|--------|-------------|-----|-----|------|---------|------|
| BCS800 | Coffee | 800 | 800 | 490 | £340 | £742 |
| BDS800 | Dining | 800 | 800 | 725 | £386 | £848 |
| BPS800 | Poseur | 800 | 800 | 1110 | £508 | £954 |

- Square table with 25mm table top
- Single column with flat square base



Rectangular Tables with Flat Square Bases

| CODE | W | D | H | STOCKED | MTO | CODE | W | D | H | STOCKED | MTO | CODE | W | D | H | STOCKED | MTO |
|---------|------|-----|------|---------|-------|---------|------|-----|-----|---------|-------|---------|------|-----|-----|---------|-------|
| BPR1200 | 1200 | 800 | 1110 | £703 | £1166 | BDR1200 | 1200 | 800 | 725 | £622 | £1060 | BCR1200 | 1200 | 800 | 490 | £594 | £954 |
| BPR1400 | 1400 | 800 | 1110 | £729 | £1272 | BDR1400 | 1400 | 800 | 725 | £649 | £1166 | BCR1400 | 1400 | 800 | 490 | £622 | £1060 |
| BPR1600 | 1600 | 800 | 1110 | £756 | £1378 | BDR1600 | 1600 | 800 | 725 | £677 | £1272 | BCR1600 | 1600 | 800 | 490 | £649 | £1166 |
| BPR1800 | 1800 | 800 | 1110 | £783 | £1484 | BDR1800 | 1800 | 800 | 725 | £703 | £1378 | BCR1800 | 1800 | 800 | 490 | £677 | £1272 |

- Rectangular tables with 25mm table top
- Double column with flat square base



BASES

STOCKED

MTO



Black (K)



Brushed Steel (BS)



White (WH)



Barcelona Walnut (BW)



Beech (B)



Grey Oak (GO)



Kendal Oak (KO)



Oak (O)



White (WH)



Laminate

Please add base finish followed by table top colour when ordering eg. BDR1600 with Brushed Steel base in Barcelona Walnut = BDR1600-BS-BW

EROS

COFFEE, DINING & POSEUR TABLES

Eros tables have the right proportions, flawless surfaces and a solid foundation, featuring a sturdy, rectangular base and twin uprights available in black, brushed steel and white that offer the ultimate in strength and stability. Eros has a simple yet stylish design which can be used as a dining table or as a meeting table in any traditional or modern breakout space or dining area.




FINISHES




Barcelona Walnut (BW)




Beech (B)



Grey Oak (GO)



Kendal Oak (KO)



Oak (O)



White (WH)



4 week lead time

BASE FINISHES



Black (K)



Brushed Steel (BS)



White (WH)

Rectangular Coffee Table with Flat Rectangular Base



| CODE | W | D | H | STOCKED | MTO |
|---------|------|-----|-----|---------|-------|
| ECR1200 | 1200 | 800 | 490 | £594 | £954 |
| ECR1400 | 1400 | 800 | 490 | £622 | £1060 |
| ECR1600 | 1600 | 800 | 490 | £649 | £1166 |

- Rectangular coffee table with two square columns and flat rectangular base
- Ideal for use with soft seating in an informal waiting area

Rectangular Dining Table with Flat Rectangular Base



| CODE | W | D | H | STOCKED | MTO |
|---------|------|-----|-----|---------|-------|
| EDR1200 | 1200 | 800 | 725 | £622 | £1060 |
| EDR1400 | 1400 | 800 | 725 | £649 | £1166 |
| EDR1600 | 1600 | 800 | 725 | £677 | £1272 |

- Rectangular dining table with two square columns and flat rectangular base
- Suitable for use as a dining or meeting table

Rectangular Poseur Table with Flat Rectangular Base



| CODE | W | D | H | STOCKED | MTO |
|---------|------|-----|------|---------|-------|
| EPR1200 | 1200 | 800 | 1100 | £703 | £1166 |
| EPR1400 | 1400 | 800 | 1100 | £729 | £1272 |
| EPR1600 | 1600 | 800 | 1100 | £756 | £1378 |

- Rectangular poseur table with two square columns and flat rectangular base
- High table ideal for use in canteen environments

BASES



Black
(K)



Brushed Steel
(BS)



White
(WH)



Barcelona
Walnut (BW)



Beech
(B)



Grey Oak
(GO)



Kendal Oak
(KO)



Oak
(O)



White
(WH)

STOCKED

MTO



Laminate

Please add base finish followed by table top colour when ordering eg. EDR1200 with Black base in Grey Oak = EDR1200-K-GO

PISA

COFFEE, DINING & POSEUR TABLES

The Pisa tables range has been designed to bring people together, inspiring conversation and collaboration. Designed to complement virtually any décor, the polished chrome circular base and column supports a 25mm table top available in a variety of sizes and finishes, as well as dining, poseur and coffee table heights, making it perfect for canteens, cafes, lounges, receptions - anywhere people gather.




STOCKED TOP FINISHES




Barcelona Walnut (BW)




Beech (B)



Grey Oak (GO)



Kendal Oak (KO)



Oak (O)



White (WH)

BASE FINISH



Chrome

Circular Tables with Round Base

| CODE | DESCRIPTION | W | D | H | STOCKED |
|--------|-------------|-----|-----|------|-------------|
| PCC800 | Coffee | 800 | 800 | 490 | £359 |
| PDC800 | Dining | 800 | 800 | 725 | £362 |
| PPC800 | Poseur | 800 | 800 | 1110 | £433 |

- Circular tables with 25mm table top
- Single chrome column with radial base



Square Tables with Round Base

| CODE | DESCRIPTION | W | D | H | STOCKED |
|--------|-------------|-----|-----|------|-------------|
| PCS800 | Coffee | 800 | 800 | 490 | £362 |
| PDS800 | Dining | 800 | 800 | 725 | £404 |
| PPS800 | Poseur | 800 | 800 | 1110 | £530 |

- Square tables with 25mm table top
- Single chrome column with radial base



Rectangular Tables with Round Bases

| CODE | W | D | H | STOCKED |
|---------|------|-----|------|-------------|
| PPR1200 | 1200 | 800 | 1110 | £731 |
| PPR1400 | 1400 | 800 | 1110 | £761 |
| PPR1600 | 1600 | 800 | 1110 | £789 |
| PPR1800 | 1800 | 800 | 1110 | £816 |

| CODE | W | D | H | STOCKED |
|---------|------|-----|-----|-------------|
| PDR1200 | 1200 | 800 | 725 | £562 |
| PDR1400 | 1400 | 800 | 725 | £599 |
| PDR1600 | 1600 | 800 | 725 | £616 |
| PDR1800 | 1800 | 800 | 725 | £633 |

| CODE | W | D | H | STOCKED |
|---------|------|-----|-----|-------------|
| PCR1200 | 1200 | 800 | 490 | £564 |
| PCR1400 | 1400 | 800 | 490 | £564 |
| PCR1600 | 1600 | 800 | 490 | £616 |
| PCR1800 | 1800 | 800 | 490 | £631 |

- Rectangular tables with 25mm table top
- Double upright columns with radial base



Chrome



Barcelona Walnut (BW)



Beech (B)



Grey Oak (GO)



Kendal Oak (KO)



Oak (O)



White (WH)

Please add base finish followed by table top colour when ordering eg. PDR1600 with Chrome base in White = PDR1600-WH

GENOA

DINING TABLES

Genoa dining tables have the right proportions, flawless surfaces and a solid foundation, featuring a trumpet base available in silver, white or chrome that offers the ultimate in strength and stability. Curved and straight table tops are available in a choice of 6 colour finishes, with a simple yet stylish design which can be used as a dining table or as a meeting table in any traditional or modern breakout dining area.




STOCKED TOP FINISHES




Barcelona Walnut (BW)




Beech (B)



Grey Oak (GO)



Kendal Oak (KO)



Oak (O)



White (WH)

BASE FINISH



Chrome (C)



Silver (S)



White (WH)

Circular Tables with Trumpet Base



| CODE | W | D | H | RRP |
|---------------|-----|-----|-----|-------------|
| GDC800 | 800 | 800 | 725 | £355 |

- Circular tables with 25mm table top
- Single chrome column with radial base

Square Tables with Trumpet Base



| CODE | W | D | H | RRP |
|---------------|-----|-----|-----|-------------|
| GDS800 | 800 | 800 | 725 | £404 |

- Square tables with 25mm table top
- Single chrome column with radial base

Rectangular Tables with Trumpet Bases



| CODE | W | D | H | RRP |
|----------------|------|-----|-----|-------------|
| GDR1200 | 1200 | 800 | 725 | £649 |
| GDR1400 | 1400 | 800 | 725 | £677 |
| GDR1600 | 1600 | 800 | 725 | £704 |
| GDR1800 | 1800 | 800 | 725 | £731 |

- Rectangular tables with 25mm table top
- Double upright columns with radial base

BASES



Chrome (C)



Silver (S)



White (WH)



Barcelona Walnut (BW)



Beech (B)



Grey Oak (GO)



Kendal Oak (KO)



Oak (O)



White (WH)

Please add base finish followed by table top colour when ordering eg. **GDS800** with Silver base in Beech = **GDS800-S-B**

ROMA

DINING TABLES



Comprising of an incredibly sturdy and reliable aluminium table base, Roma dining tables are just as suitable for the office canteen as the cafeteria. A stable four leg base in chrome enables seating to tuck in effortlessly and the base of the table has adjustable feet that allow you to prevent any wobbling on uneven floors. It is also versatile in its simplicity, making it suitable for many different applications.

25mm table top with chrome four leg base and foot levellers

Boasting an uncomplicated design and exceptional stability

Versatile and adaptable tables offer users a comfortable dining position for eating

Range of square and circular tables which will add charm and warmth to any office breakout room or café area



CIRCULAR

| CODE | W | D | H | RRP |
|---------------|-----|-----|-----|-------------|
| RDC800 | 800 | 800 | 725 | £346 |

SQUARE

| CODE | W | D | H | RRP |
|---------------|-----|-----|-----|-------------|
| RDS800 | 800 | 800 | 725 | £346 |



Chrome



Barcelona Walnut (BW)



Beech (B)



Grey Oak (GO)



Kendal Oak (KO)



Oak (O)



White (WH)

Please add table top colour when ordering eg. RDS800 in Oak = RDS800-O

BUDDY

LAPTOP TABLES



It's a marriage of materials that harmoniously combine with simple shapes for beautifully designed, sophisticated tables that produce a stylish focal point for any breakout space. The extremely versatile and very adaptable Buddy tables offer users a comfortable working position for using modern technology devices when sitting in a sofa or lounge chair, in addition to sleek, modern laptop tables which are both practical and versatile.

Laptop tables provide support with a weighted stable base and elegant column

Fashionable, flexible and highly functional with choice of black or white frames

Ideal for use with soft seating to work away from desk for a break

Straight edge stained to match top available in stocked and MTO finishes



BUDDY-1-K



BUDDY-2-WH

| CODE | DESCRIPTION | W | D | H | STOCKED | MTO |
|------------|-------------|-----|-----|-----|---------|------|
| BUDDY-1-K | Black frame | 460 | 500 | 680 | £300 | £450 |
| BUDDY-1-WH | White frame | 460 | 500 | 680 | £300 | £450 |
| BUDDY-2-K | Black frame | 300 | 500 | 675 | £250 | £350 |
| BUDDY-2-WH | White frame | 300 | 500 | 675 | £250 | £350 |

STOCKED

MTO



Kendal Oak (KO)

White (WH)



Laminate

Please add frame finish followed by table top colour when ordering eg. BUDDY-1 with Black frame in Kendal Oak = BUDDY-1-K-KO